

Monthly Summary – July 2017

July 2017 saw a **sharp rise in the number of attacks: 222 attacks** (including 185 firebomb attacks), compared to 94 in June.

In Judea and Samaria, 129 attacks were executed in July, compared to 72 in June. **87 attacks** took place **in Jerusalem**, compared to June's 21. **Four attacks** were executed **within the Green Line**, compared to none in June. Finally, **two attacks originated from the Gaza Strip and the Sinai Peninsula** this month, compared to one in June.

Five Israelis were killed in terror attacks this month (three civilians and two security personnel) **and seven were injured** (two civilians and five security personnel).

The stabbing attack in Halamish (21 July) resulted in three killed civilians and one injured. In addition, two security personnel were killed **in the Temple Mount shooting attack** (14 July) and another one was injured.

Other casualties: as a result of a **stabbing attack in Teqoa** (10 July), a soldier was slightly injured. One soldier was slightly injured in a **firebomb attack in Silwan** (15 July); two security personnel were slightly injured **in a stabbing attack in Beit**

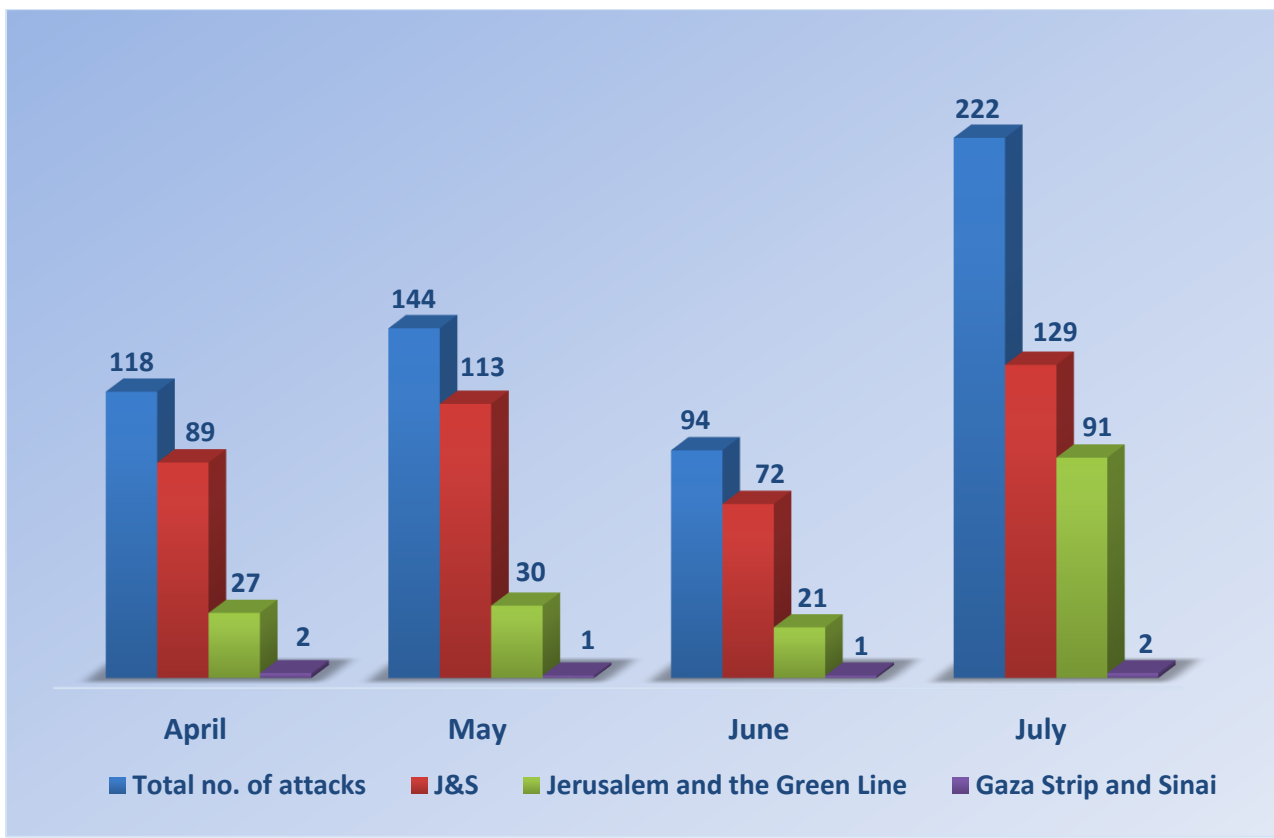
Einoun (21 July) and an Israeli civilian was injured as a result of a **stabbing attack in Petah Tikva** (24 July).

Data on Terrorist Attacks in July 2017

The distribution of terrorist attacks by region was as follows: two attacks from the Gaza Strip and the Sinai Peninsula (compared to one in June); 129 attacks in Judea and Samaria (72 in June); 87 attacks in Jerusalem (21 in June); and four attacks within the Green Line (none in June).

Once again, most of the attacks in Jerusalem and J&S (184 out of 216) in July were **firebomb attacks**. In June, 80 out of 93 attacks in these regions involved firebombs.

A graph detailing the distribution of attacks compared to previous months:



Distribution of terrorist attacks in July by region and type of attack

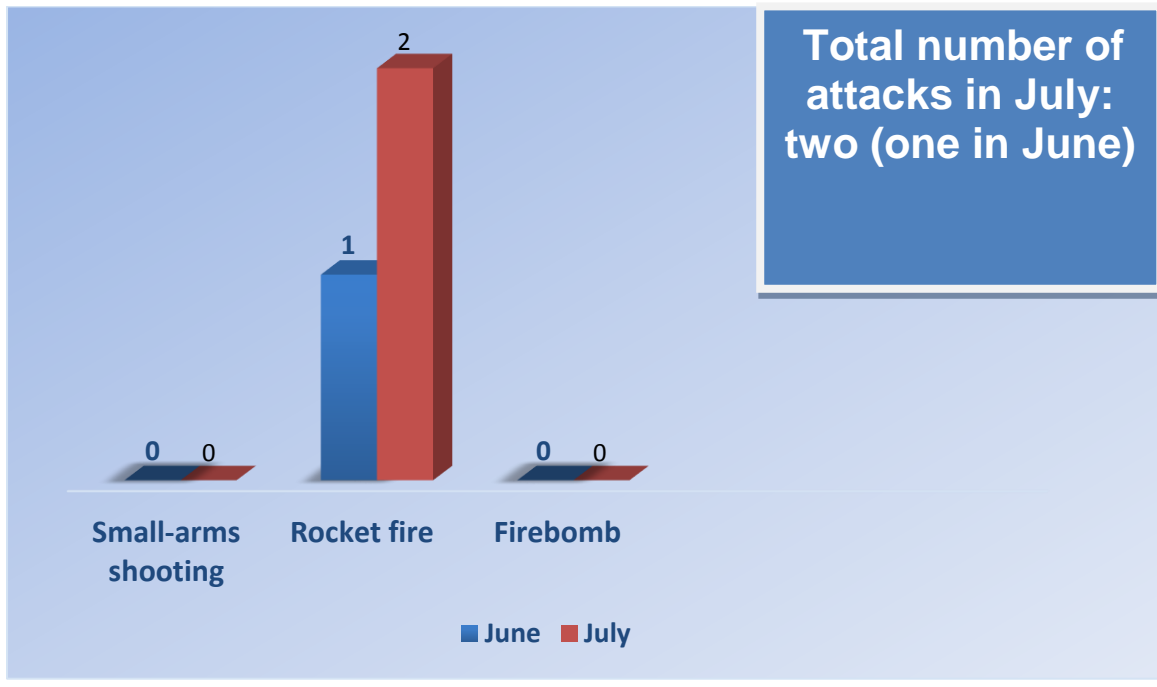
From the Gaza Strip and the Sinai Peninsula – two attacks: two rocket-fire attacks from the Gaza Strip.

In Jerusalem and J&S – 216 attacks: 21 IEDs (including improvised grenades and pipe bombs); one stabbing attack; six instances of small-arms shooting; two vehicular attacks; two arson attacks and 184 firebomb attacks (including 85 in Jerusalem).

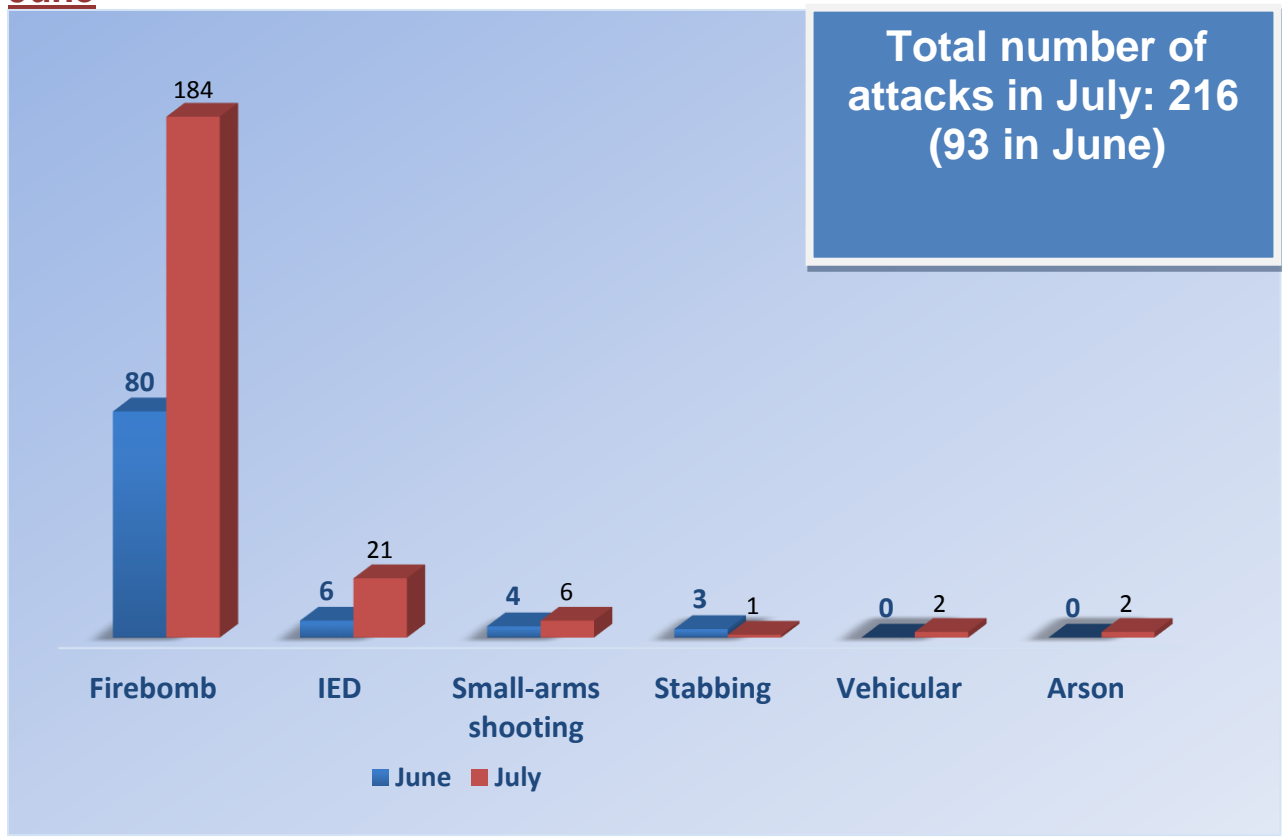
Within the Green Line – four attacks: one stabbing attack; one firebomb attack and two arsons.

Graphs detailing the distribution of attacks by region:

Attacks from the Gaza Strip in July 2017, compared to June



Attacks in Jerusalem and Judea and Samaria in July 2017, compared to June



High-trajectory Shooting from the Gaza Strip and the Sinai Peninsula

In July 2017, two rockets were launched* from the Gaza Strip at Israel, as opposed to one in June.

***Clarification:** The number of launchings is the number of rockets/mortar shells actually launched during one high-trajectory fire attack. For example: one attack may include a salvo of three launchings, that is, three rockets/mortar shells, and so it will be counted as one attack and three launchings.

Launchings* of Rockets and Mortar Shells in July, Compared to Previous Months

