

Monthly Summary – May 2017

May 2017 saw an **increase in the number of attacks: 144 attacks** (including 121 firebomb attacks), compared to 118 in April.

In Judea and Samaria, 113 attacks were executed in May, compared to 89 in April. **29 attacks** took place **in Jerusalem**, compared to April's 26. **One attack** was executed **within the Green Line**, as in the month before. Finally, **one attack originated from the Gaza Strip and the Sinai Peninsula** this month, compared to two in April.

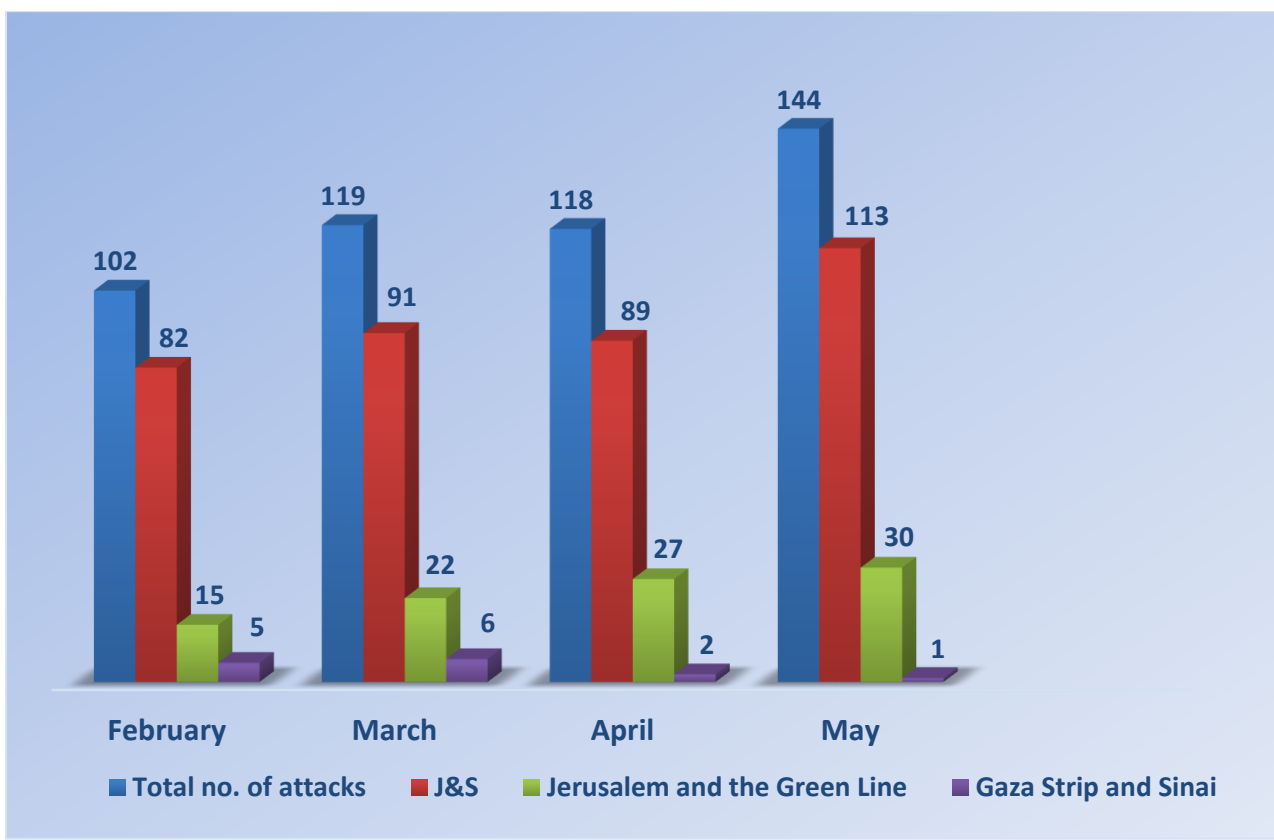
Two Israeli security personnel were injured this month in stabbing attacks in Jerusalem (13 May) and Netanya (23 May).

Data on Terrorist Attacks in May 2017

The distribution of terrorist attacks by region was as follows: one attack from the Gaza Strip and the Sinai Peninsula (compared to two in April); 113 attacks in Judea and Samaria (89 in April); 29 attacks in Jerusalem (26 in April); and one attack within the Green Line, as in April.

Once again, most of the attacks in Jerusalem and J&S (121 out of 142) in May were **firebomb attacks**. In April, 96 out of 105 attacks in these regions involved firebombs.

A graph detailing the distribution of attacks compared to previous months:



Distribution of terrorist attacks in May by region and type of attack

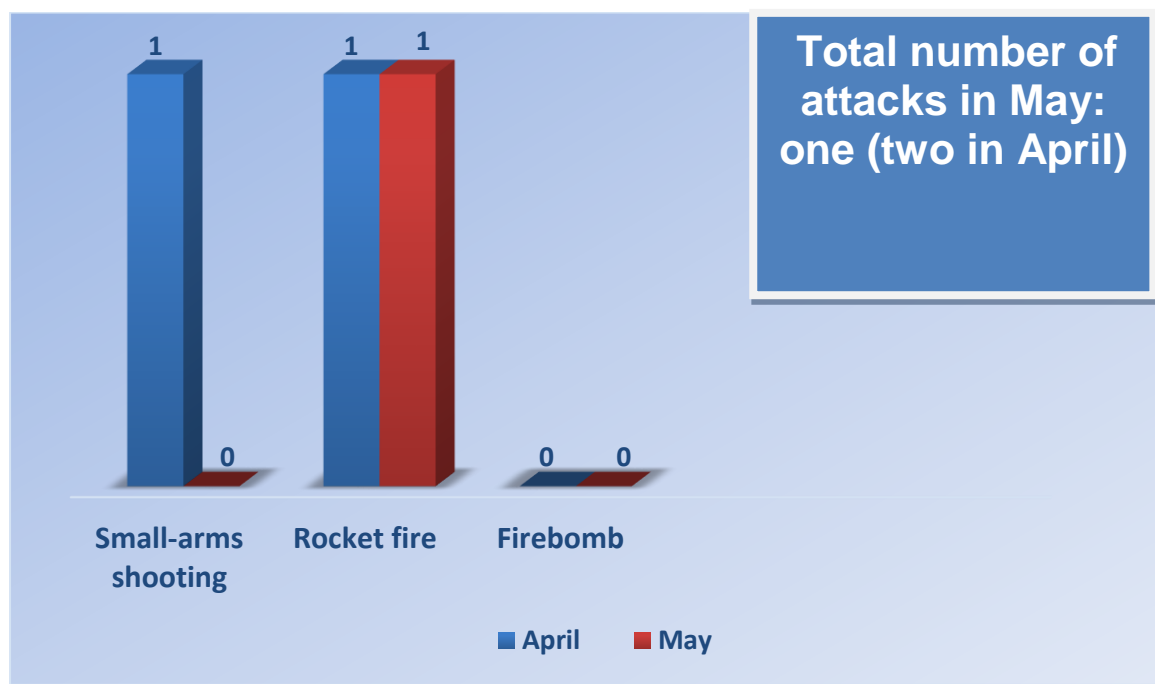
From the Gaza Strip and the Sinai Peninsula – one attack: one rocket-fire attack from Sinai.

In Jerusalem and J&S – 142 attacks: 11 IEDs (including improvised grenades and pipe bombs); one stabbing attack; three instances of small-arms shooting; six arsons, and 121 firebomb attacks (including 28 in Jerusalem).

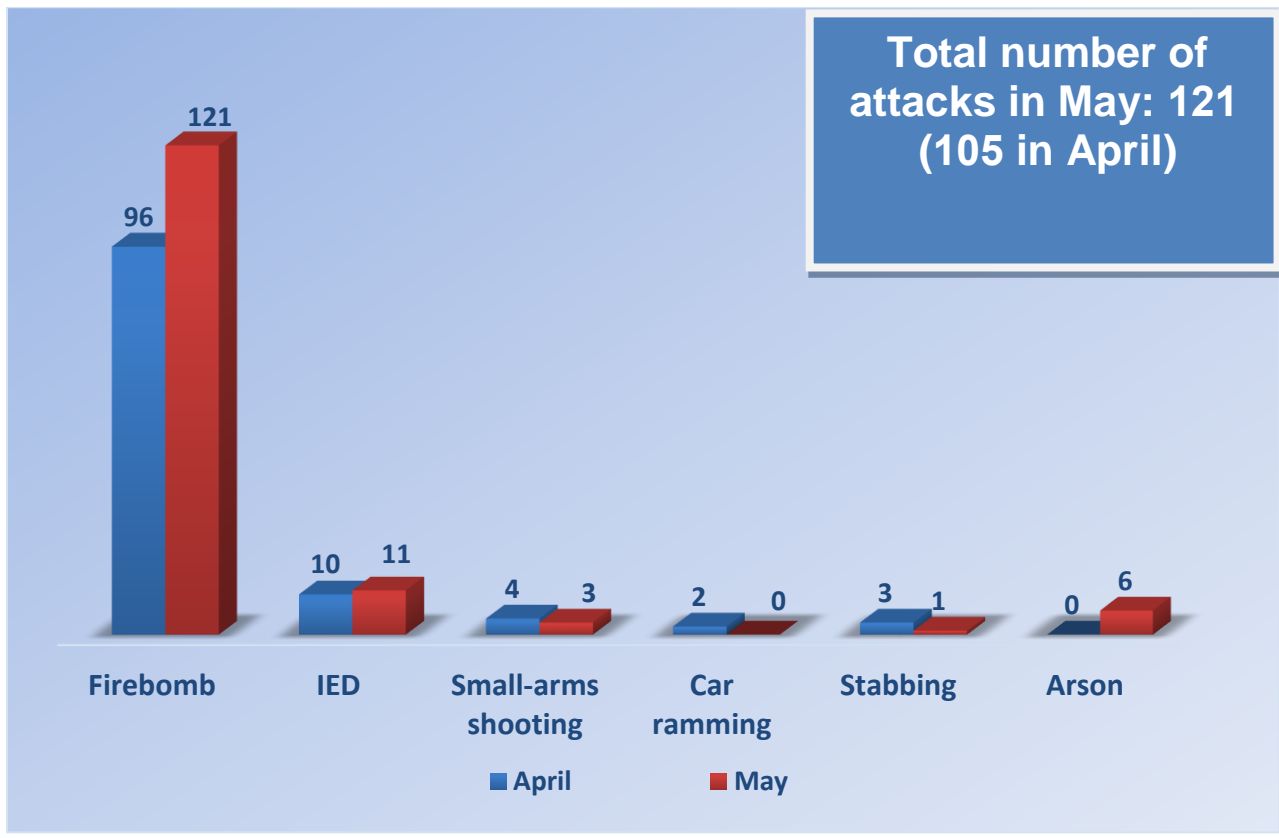
Within the Green Line – one stabbing attack in Netanya.

Graphs detailing the distribution of attacks by region:

Attacks from the Gaza Strip in May 2017, compared to April



Attacks in Jerusalem and Judea and Samaria
in May 2017, compared to April



High-trajectory Shooting
from the Gaza Strip and the Sinai Peninsula

In May 2017, one rocket was launched* from the Sinai at Israel, as in April.

***Clarification:** The number of launchings is the number of rockets/mortar shells actually launched during one high-trajectory fire attack. For example: one attack may include a salvo of three launchings, that is, three rockets/mortar shells, and so it will be counted as one attack and three launchings.

Launchings* of Rockets and Mortar Shells In May, Compared to Previous Months

