

Monthly Summary – January 2016

January 2016 **saw a continued decrease in the number of attacks: 169** (136 in the form of firebombs), as opposed to 246 in December 2015.

The decrease was evident in all regions. 126 attacks occurred in Judea and Samaria, compared to December's 194 attacks. 39 attacks took place in Jerusalem, as opposed to 43 in December and one attack within the Green Line, compared to two in December. The number of attacks originating in the Gaza Strip: 3, compared to December's 7.

Five Israelis were killed in January in terrorist attacks and **28** (18 civilians and 10 security forces personnel) **were injured**. 1 January's major shooting attack on Dizengoff St. in Tel Aviv killed two civilians and injured 7. Another casualty, related to this attack, is a taxi driver who picked up the attacker near the scene of the attack, and was later killed by him.

Additionally, **two Israeli civilians were killed in stabbing attacks**: one woman in Otniel, near Hebron, on 17 January, and another in Beit Horon, near Jerusalem, on 25 January.

Among the non-fatal casualties, **14 were wounded in shooting attacks** - 7 in the aforementioned attack in Tel Aviv, 1 in Samaria and 6 in Judea. **8 were stabbed** – 3 in Jerusalem, 1 in Samaria and 4 in Judea, and 6 were wounded by firebombs in Jerusalem and the surrounding area (3 civilians and 3 security forces personnel).

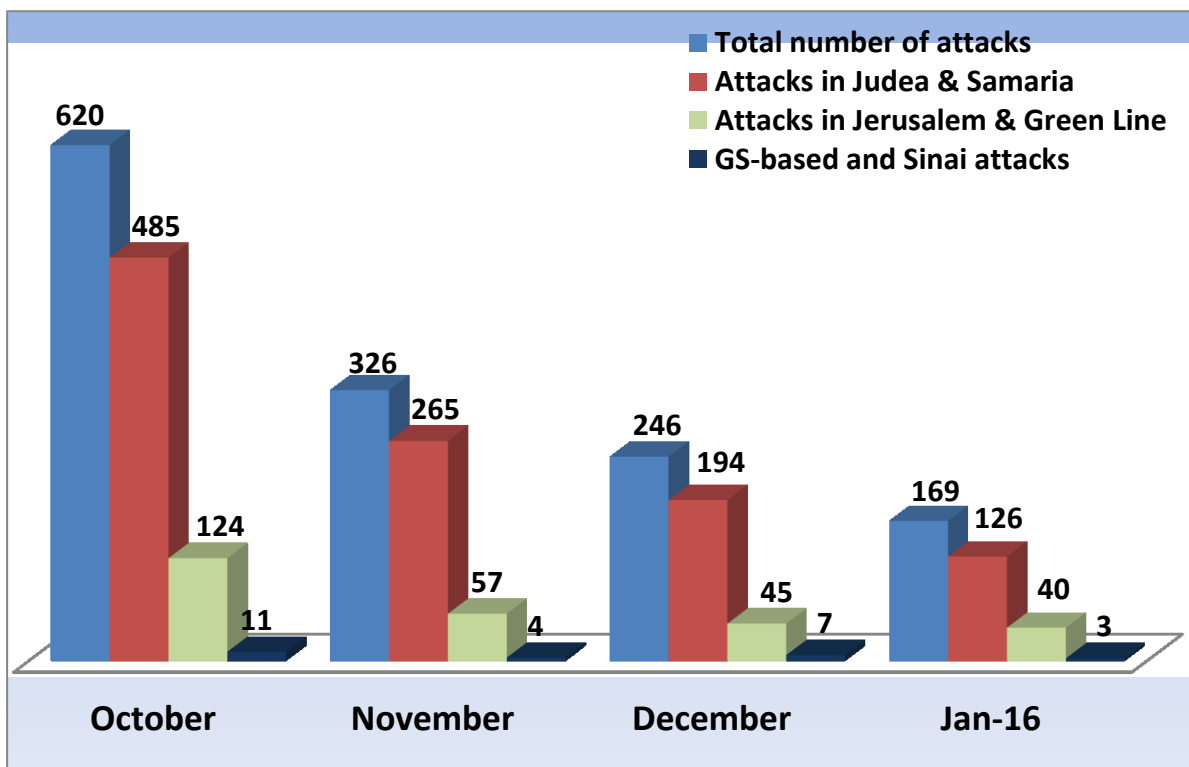
Jewish terrorism – a carwash in Petah Tikva, employing Arab workers, was set on fire on 18 January.

Data regarding terror attacks in January 2016

Following is a regional distribution of attacks: 3 attack from the Gaza Strip, (7 in December); 126 attacks in the Judea and Samaria (194 in Dec.); 39 attacks in Jerusalem (43 in December); 1 within the "**Green Line**" (2 in December).

Jerusalem and the Judea and Samaria area: Most attacks executed in January 136 out of 165 **were in the form of firebombs** (Dec: 181 out of 237).

Below is a diagram showing the distribution of attacks compared to previous months:



Distribution of attacks according to regions and pattern profile:

Following is a distribution of attacks in January 2016 according to regions:

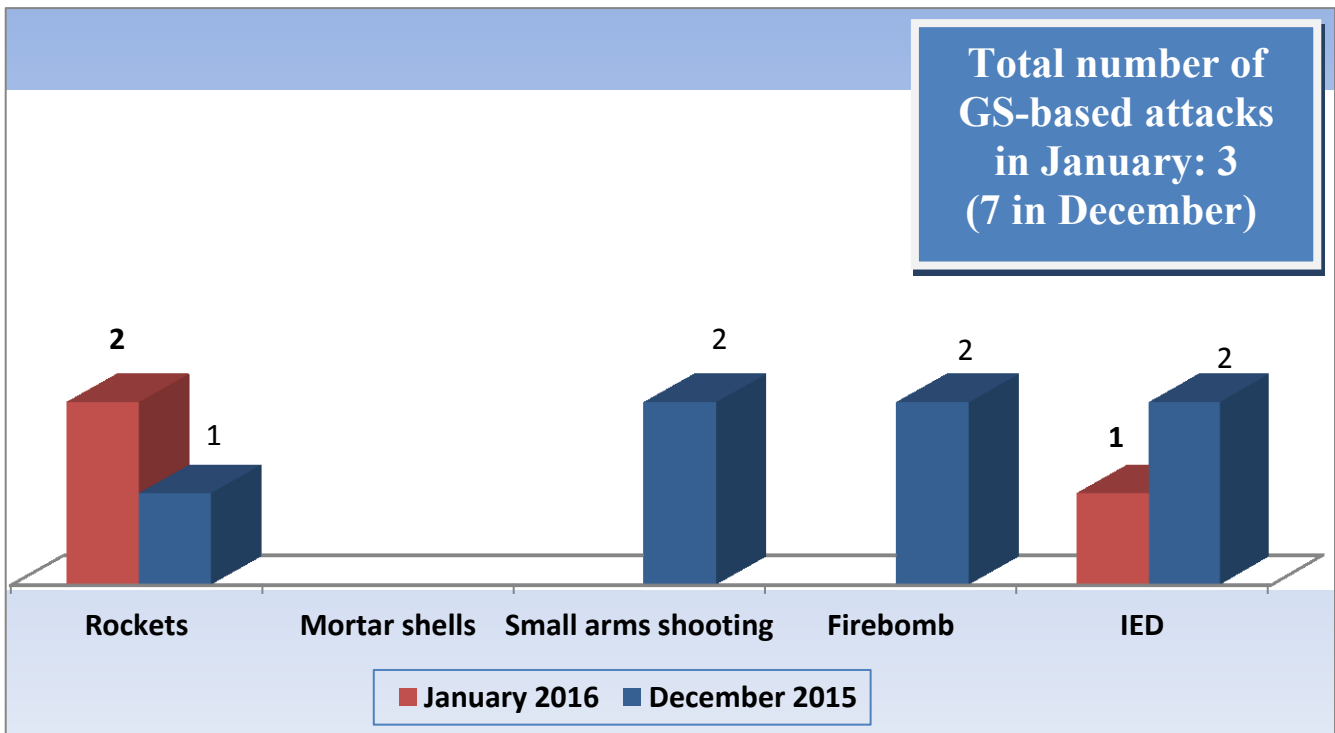
The Gaza Strip – 3 attacks: 2 rocket launchings; 1 IED.

Judea, Samaria and Jerusalem – 165 attacks: 8 small arms shooting; 12 IED (including pipe bombs and improvised grenade); 9 stabbing (4 in Jerusalem); 136 firebombs (35 in Jerusalem).

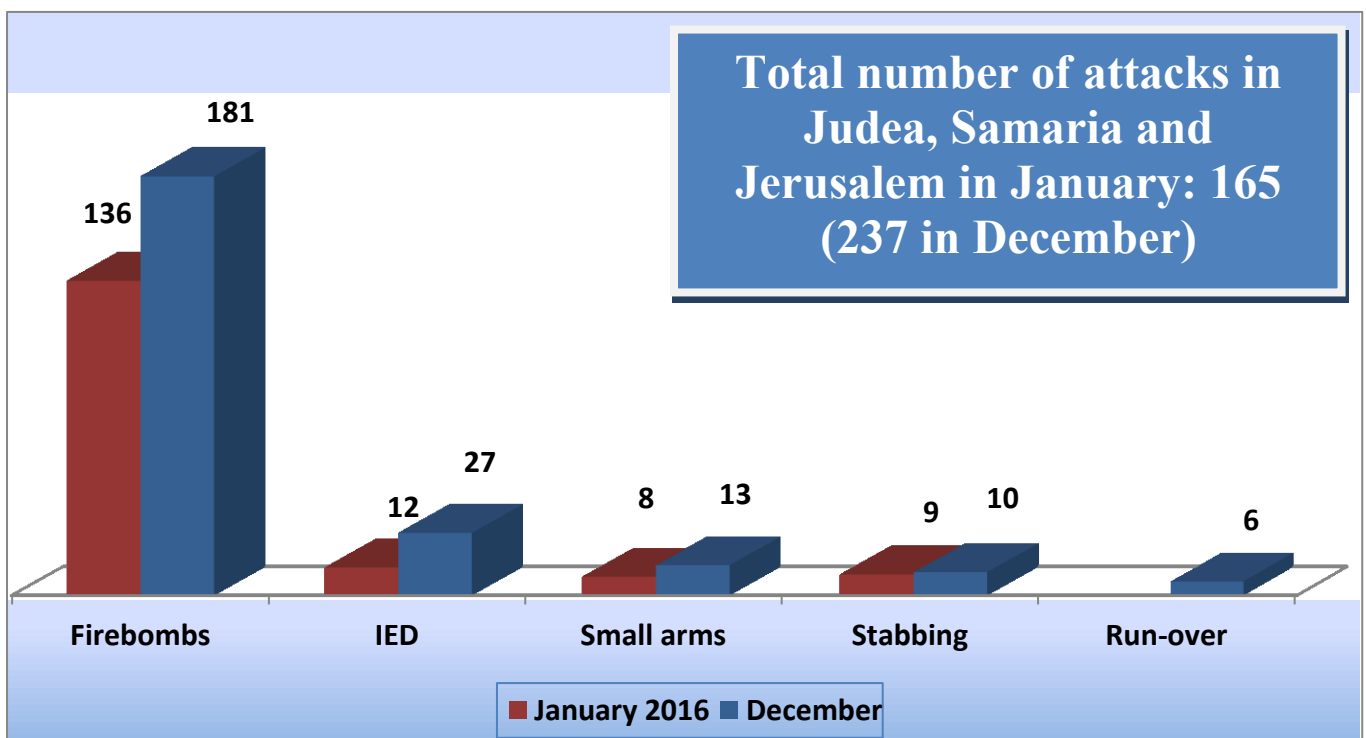
The "Green Line" – 1 attack: shooting attack in Tel Aviv.

Below is a diagram showing distribution of attacks according to regions:

Attacks from the Gaza Strip in January 2016 compared to December 2015



Attacks in Judea, Samaria and Jerusalem in January 2016 compared to December 2015




High-trajectory launchings from Gaza Strip and Sinai

Throughout January 2016 seven rockets were launched** from the Gaza Strip towards Israel (within 2 attacks), as opposed to one in December 2015.

****Clarification:** The number of launchings is the number of rockets/mortar shells actually launched during one high-trajectory fire attack. For example: one attack may include a salvo of three launchings, that is, three rockets/ mortar shells, and so it will be counted as one attack and three launchings.

Rocket and mortar shell launchings** throughout January 2016 in a weekly profile



Rocket and mortar shell launchings** compared to previous months

