

Monthly Summary – October 2015

October 2015 **saw the beginning of a wave of terrorism that has led to 620 attacks** (483 in the form of firebombs), compared to **223** in September. 485 attacks occurred in Judea and Samaria and 117 in Jerusalem, compared to September's 151 and 68 attacks, correspondingly. 11 additional attacks originated in the Gaza Strip (as opposed to 4 in Sep.), and 7 attacks took place within the Green Line.

11 people (one foreign national and 10 Israelis) **were killed in terrorist attacks** in October, and **80 were injured, 37 of them moderately or more severely** (one foreign national, 18 Israeli civilians, and 18 members of the security forces).

Among the fatalities, 4 were killed in shootings: 2 near Itamar (1 Oct.) and 2 at Beer Sheva Central Station (18 Oct.). 5 died in stabbings and shootings in Jerusalem: 2 in the Old City (3 Oct.), and 3 on a bus in Armon HaNatziv (13 Oct.). Two more people were killed in vehicle attacks in Jerusalem (13 Oct.) and near Fuar Junction in Hebron (20 Oct.).

Among the non-fatal casualties, **27 were wounded in stabbings. 10** people were injured in **Jerusalem**, including 2 who were critically and severely wounded in Pisgat Zeev (12 Oct.). 11 people were **stabbed within the Green Line**: in Petach Tikva, Afula, Gan Shmuel, Raanana, and Beit Shemesh. 5 people were injured in Judea, and one in Samaria.

Terrorist attacks by Jews in October included 2 instances of torching Palestinian vehicles (in Har Brakha on 1 October and Bitilu on 2 October) and 2 stabbings: one in Dimona on 9 October (2 Bedouins and 2 Palestinians stabbed, with one severely, one moderately, and 2 slightly

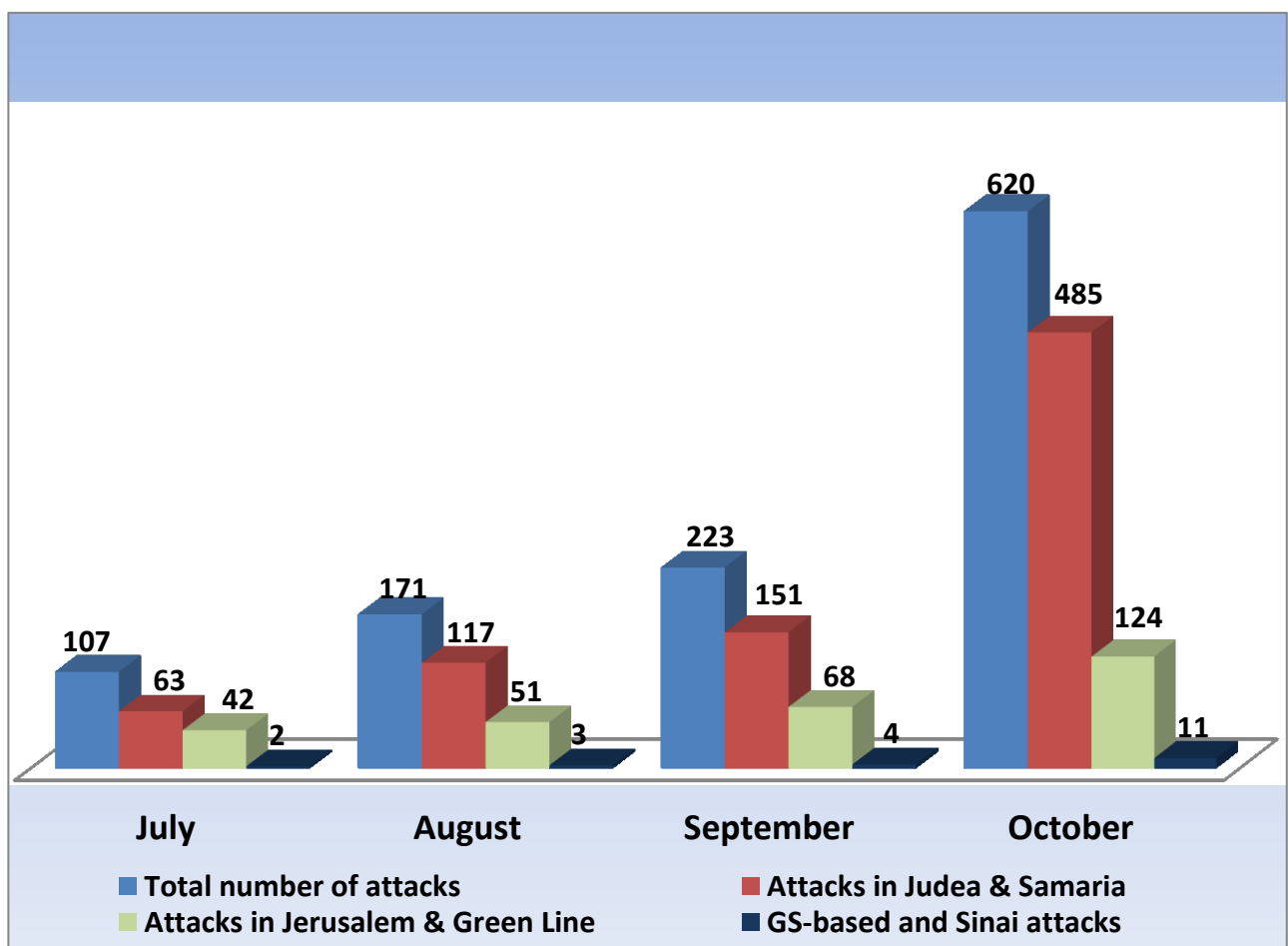
injured) and one in Kiryat Ata on 13 October (with the victim turning out to be Jewish).

Data regarding terror attacks in October 2015

Following is a regional distribution of attacks: 11 attack from the Gaza Strip, (4 in September); 485 attacks in the Judea and Samaria (151 in September); 117 attacks in Jerusalem (68 in September); 7 within the "Green Line" (none in September).

Jerusalem and the Judea and Samaria area: Most attacks executed in October 482 out of 602 **were in the form of firebombs** (September: 199 out of 219).

Below is a diagram showing the distribution of attacks compared to previous months:



Distribution of attacks according to regions and pattern profile:

Following is a distribution of attacks in October 2015 according to regions:

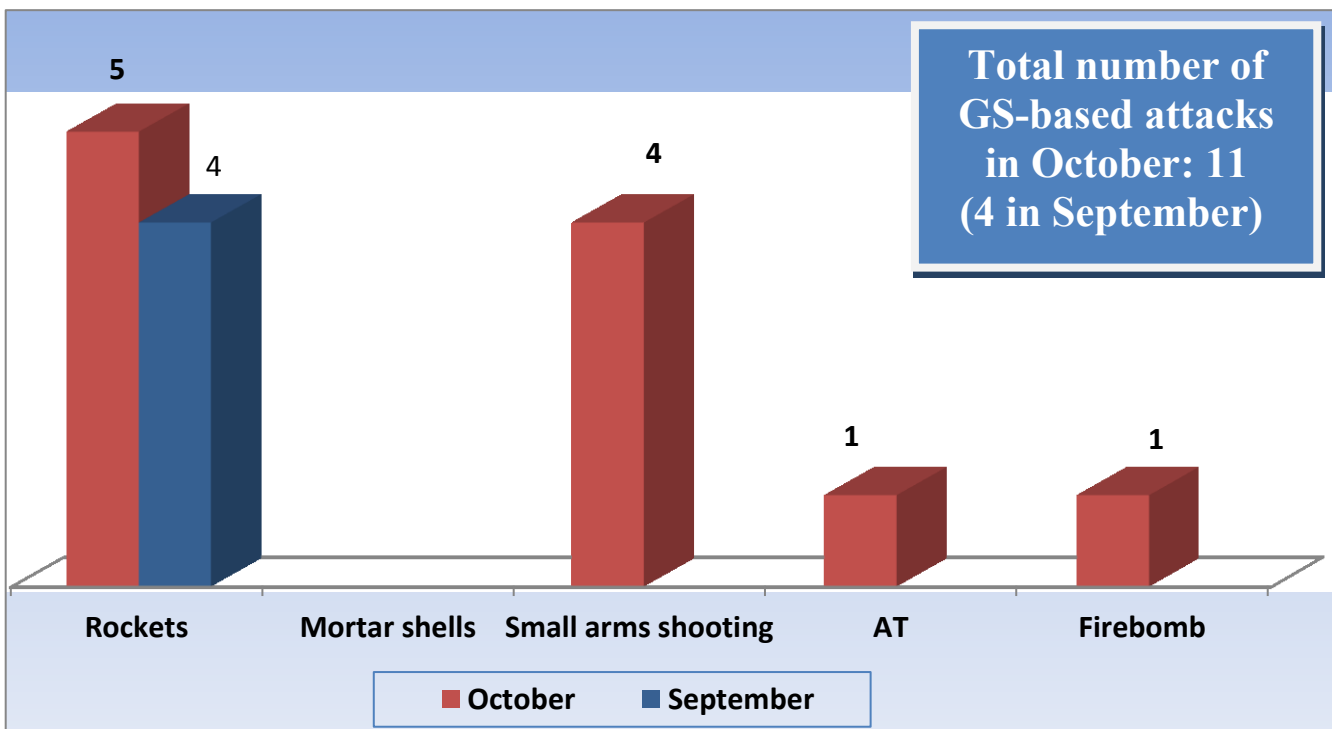
The Gaza Strip – 11 attacks: 5 rocket launchings; 4 small arms shooting; 1 AT; 1 firebomb.

Judea, Samaria and Jerusalem – 602 attacks: 36 stabbing (15 in Jerusalem); 23 small arms shooting (3 in Jerusalem); 57 IED (including pipe bombs and improvised grenade) (5 in Jerusalem); 3 run over; 1 blowing of a gas container; 482 firebombs (94 in Jerusalem).

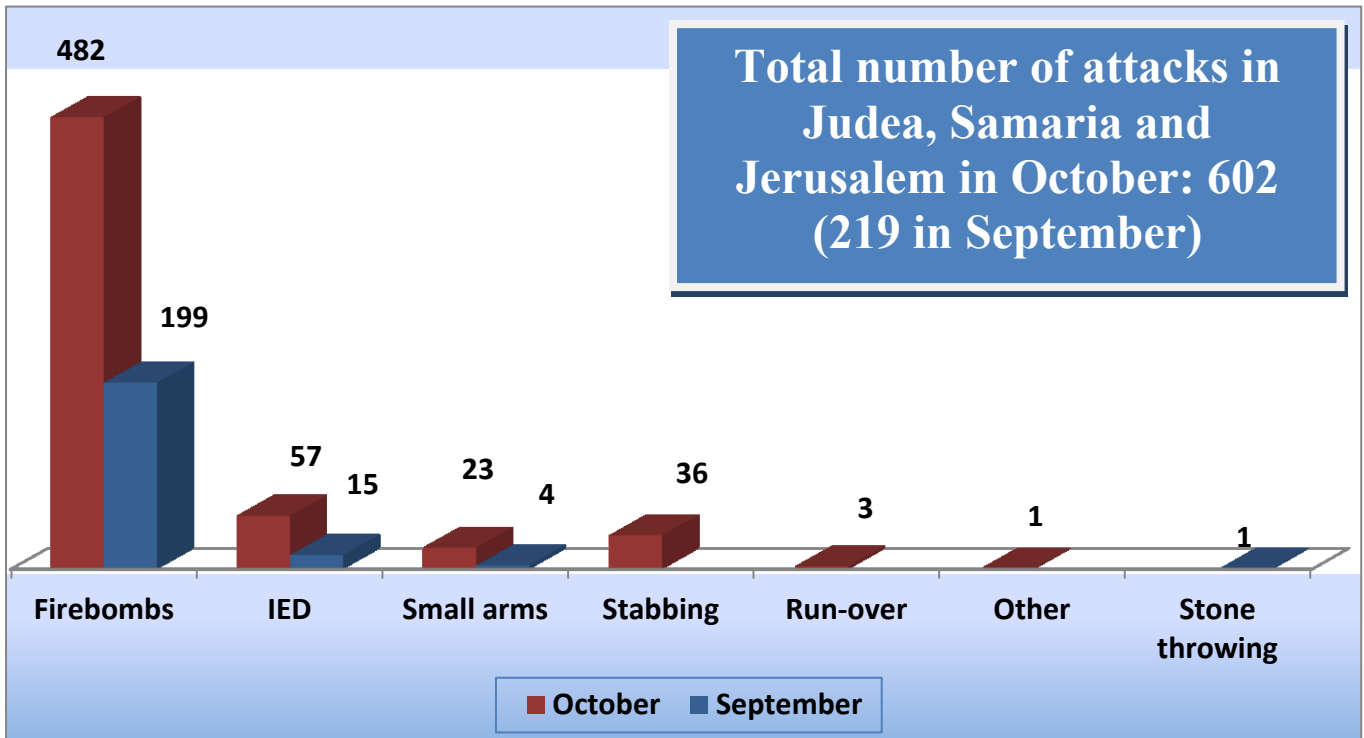
The "Green Line" – 7 attacks: 6 stabbing; 1 small arms shooting.

Below is a diagram showing distribution of attacks according to regions:

Attacks from the Gaza Strip in October 2015 compared to September



Attacks in Judea, Samaria and Jerusalem in October 2015 compared to September




High-trajectory launchings from Gaza Strip and Sinai

Throughout October 2015 7 rockets were launched** from the Gaza Strip towards Israel (in 5 attacks) as opposed to 4 in September.

****Clarification:** The number of launchings is the number of rockets/mortar shells actually launched during one high-trajectory fire attack. For example: one attack may include a salvo of three launchings, that is, three rockets/ mortar shells, and so it will be counted as one attack and three launchings.

Rocket and mortar shell launchings** throughout October 2015 in a weekly profile



Rocket and mortar shell launchings** compared to previous months

