

Monthly Summary – April 2018

April 2018 saw a **sharp increase in the number of attacks: 223** (including 192 firebomb attacks), compared to 136 in March 2018. Most of the increase may be attributed to the Gaza Strip region, with many firebombing attacks taking place during violent riots near the border fence.

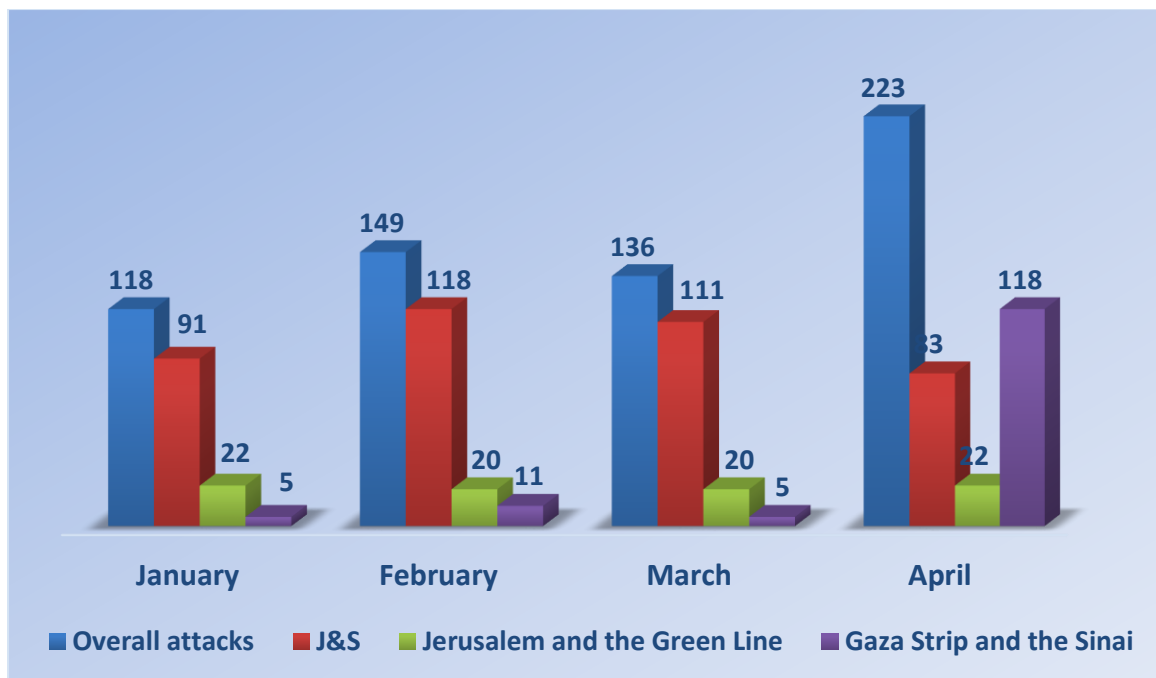
In Judea and Samaria, 83 attacks were executed in April – fewer than March's 111. **22 attacks** took place **in Jerusalem**, compared to 19 in the preceding month. No attacks were executed **within the Green Line** in April, as opposed to one in March. **Finally, 118 attacks originated from the Gaza Strip and the Sinai Peninsula** in April (including 98 firebomb attacks), compared to only five in March.

Two Israeli nationals were injured in terrorist attacks in April 2018. One civilian was wounded in a firebomb attack in Jerusalem on 19 April, and one member of the security forces suffered injuries in a shooting in Jenin on 24 April.

Data on Terrorist Attacks in April 2018

The distribution of terrorist attacks by region in April 2018 was as follows: 118 attacks from the Gaza Strip and the Sinai Peninsula (5 in March); 83 attacks in Judea and Samaria (compared to 111 in March); 22 attacks in Jerusalem (19 in March); and none within the Green Line (one in March).

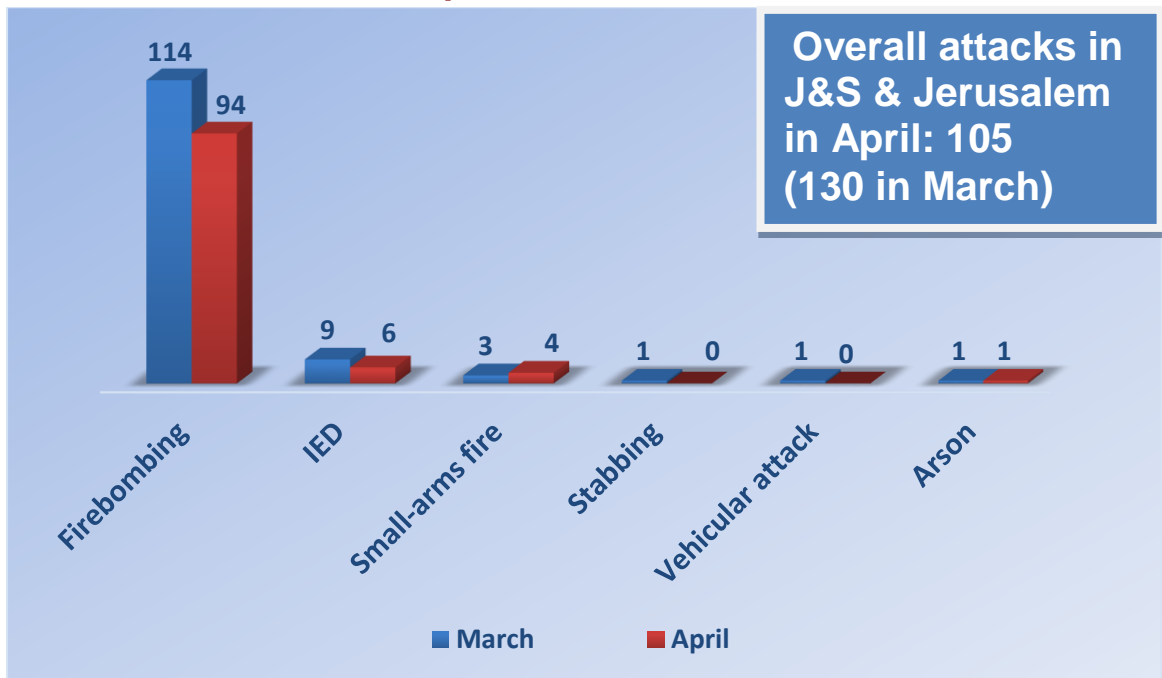
Distribution of Attacks in April 2018, Compared to Preceding Months:



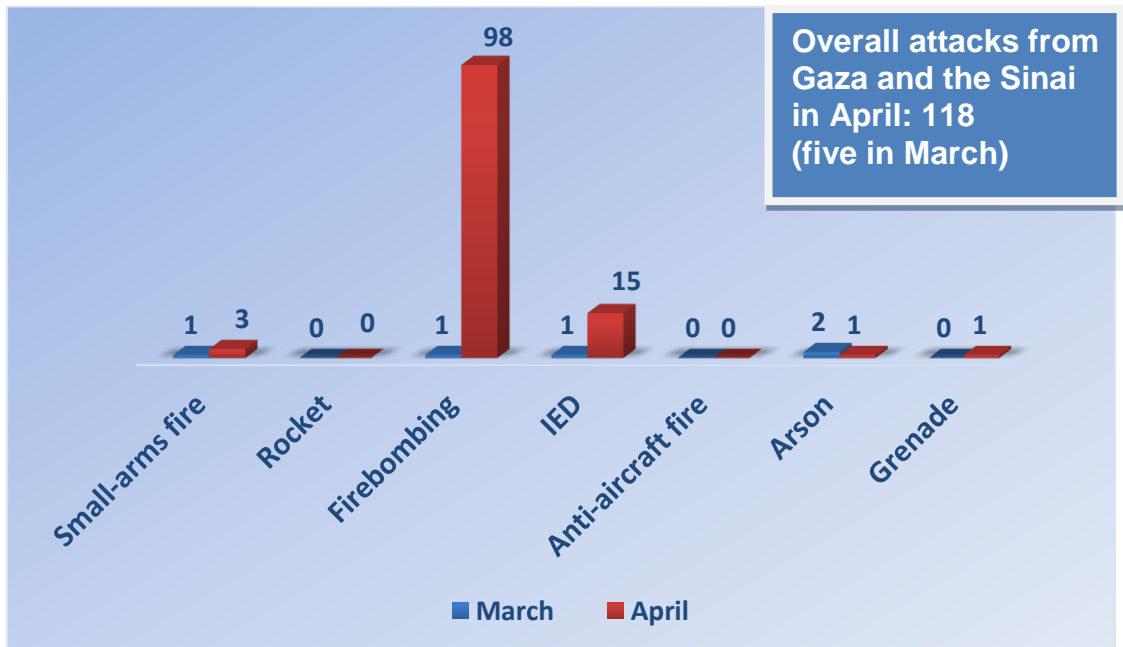
Distribution of Terrorist Attacks in April 2018 by Region and Type of Attack

In Jerusalem and J&S – 105 attacks: six IEDs (including improvised grenades and pipe bombs); four small-arms shootings; 94 firebomb attacks (22 of them in Jerusalem); and one arson.

**Attacks in J&S and Jerusalem in April 2018,
compared to March 2018**



**Attacks from the Gaza Strip and the Sinai Peninsula
in April 2018, compared to March 2018**



High-trajectory Fire from the Gaza Strip and the Sinai Peninsula

In April 2018, no rocket-launching* attacks were directed from the Gaza Strip at Israel, similarly to March.

***Clarification:** The number of launchings is the number of rockets/mortar shells actually launched during one high-trajectory fire attack. For example: one attack may include a salvo of three launchings, that is, three rockets / mortar shells, and so it will be counted as one attack and three launchings.

Attacks Using Rockets and Mortar Shells in April 2018, Compared to Preceding Months

