

## Monthly Summary – February 2017

The number of attacks in February 2017 **was similar to that of the previous month: 102** (including 81 firebomb attacks), compared to 100 in January.

**In Judea and Samaria, 82 attacks** were executed in February – the same number as in January. **14 attacks** took place in **Jerusalem**, compared to January's 16. **One attack** was executed within the Green Line, similarly to January's statistics. Finally, **five attacks** originated from the Gaza Strip and the Sinai Peninsula this month, compared to just one in January.

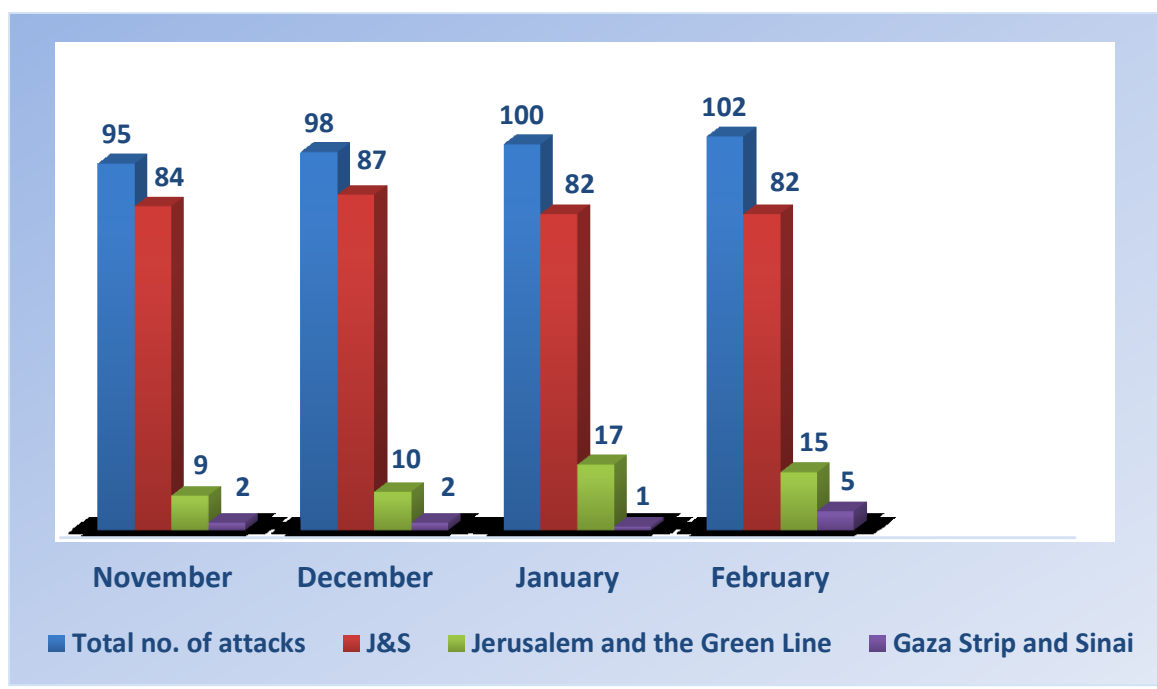
**14 Israelis** overall were injured in February's terrorist attacks (nine civilians and five security personnel). Out of these, seven civilians were wounded in a **shooting** in Petach Tikva on 9 February. One civilian and two security officers were injured in a **car ramming attack** in Adam on 2 February. Three Israelis were wounded in two separate **firebomb attacks**: one civilian on Route 443 on 12 February and two security officers in Issawiya on 24 February. Lastly, one security officer suffered injuries in an IED attack in Balata refugee camp near Nablus on 23 February.

### Data on Terrorist Attacks in February 2017

The distribution of terrorist attacks by region was as follows: five attacks from the Gaza Strip and the Sinai Peninsula (compared to one in January); 82 attacks in Judea and Samaria (82 in January as well); 14 attacks in Jerusalem (16 in January); and one attack within the Green Line, similarly to January.

Once again, most of the attacks in Jerusalem and J&S (86 out of 96) in February were **firebomb attacks**. In January, 81 out of 98 attacks in these regions involved firebombs.

A graph detailing the distribution of attacks compared to previous months:



Distribution of terrorist attacks in February by region and type of attack

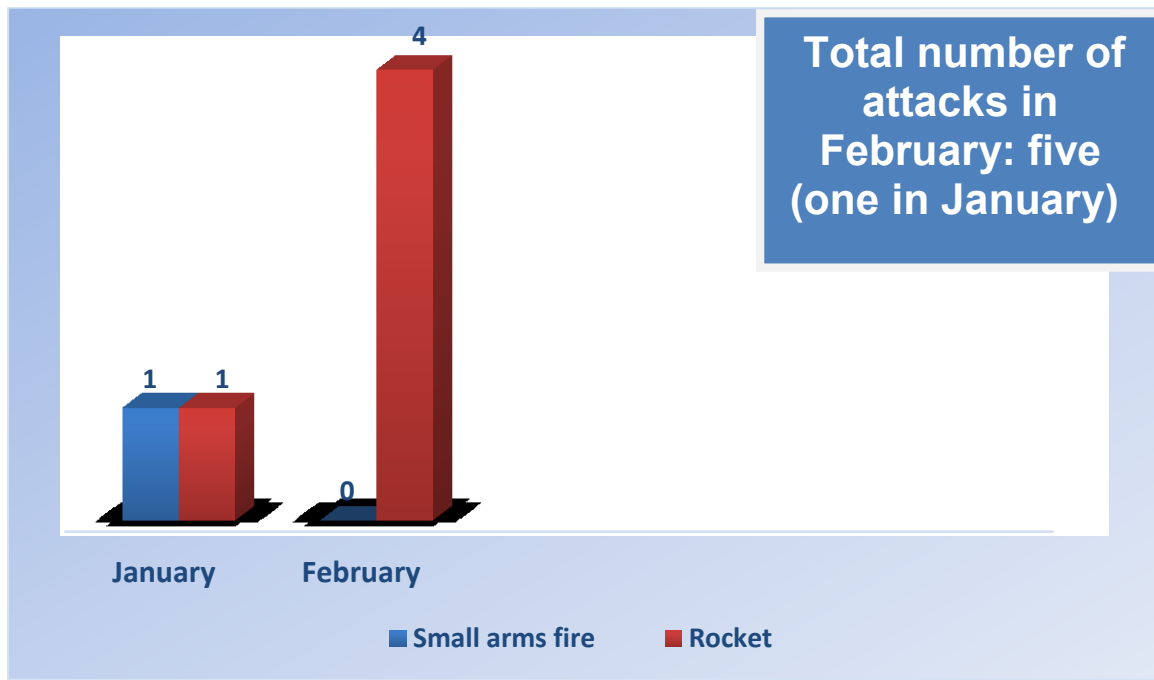
From the Gaza Strip and the Sinai Peninsula – five attacks: one shooting and four instances of rocket fire: two from the Gaza Strip and two from the Sinai Peninsula.

In Jerusalem and J&S – 96 attacks: eight IEDs (including improvised grenades and pipe bombs); one small arms shooting; one car ramming; and 86 firebomb attacks (including 12 in Jerusalem).

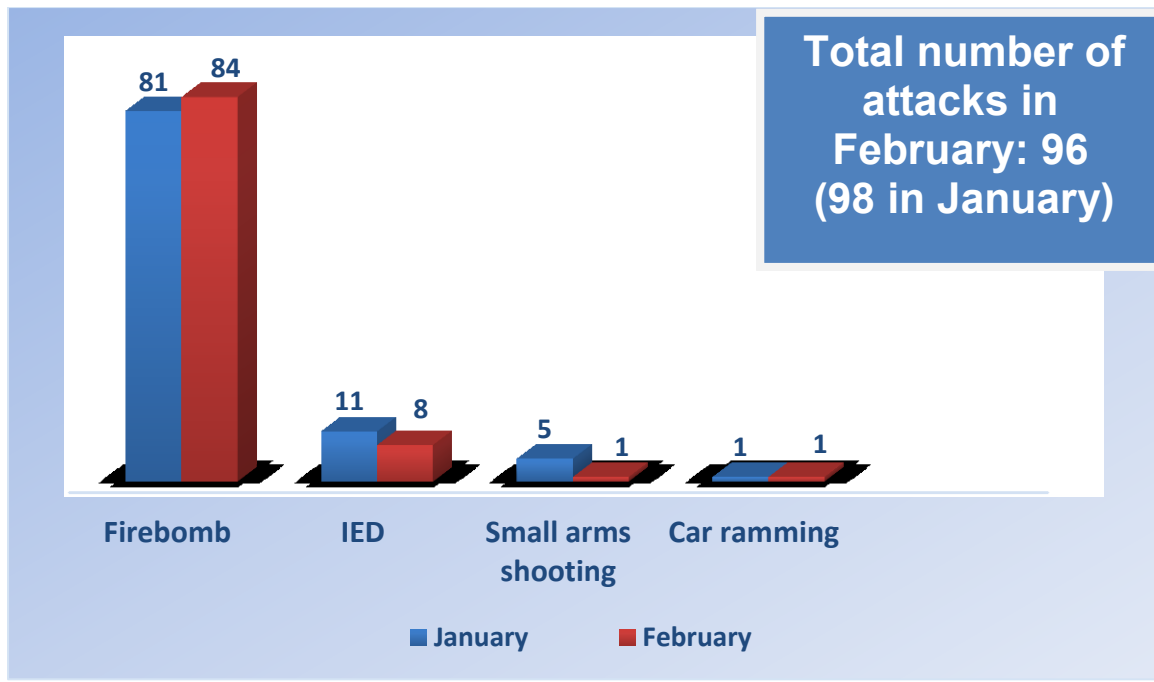
Within the Green Line – one shooting in Petach Tikva.

Graphs detailing the distribution of attacks by region:

Attacks from the Gaza Strip and the Sinai Peninsula in February 2017, compared to January



Attacks in Jerusalem and Judea and Samaria in February 2017, compared to January



## High-trajectory Shooting from the Gaza Strip and the Sinai Peninsula

In February 2017, four rockets or mortar shells were launched\* from the Gaza Strip at Israel: two from the Gaza Strip and two from the Sinai Peninsula. In comparison, no rockets were launched

*\*Clarification: The number of launchings is the number of rockets/mortar shells actually launched during one high-trajectory fire attack. For example: one attack may include a salvo of three launchings, that is, three rockets/mortar shells, and so it will be counted as one attack and three launchings.*

from this region in January.

### Launchings\* of Rockets and Mortar Shells In February, Compared to Previous Months

