

Monthly Summary – March 2017

In March 2017 **an increase** was noted in the number of attacks: **119 attacks** (including 95 firebomb attacks), compared to 102 in February.

In Judea and Samaria, 91 attacks were executed in March, compared to 82 in February. **20 attacks** took place in **Jerusalem**, compared to February's 14. **Two attacks** were executed within the Green Line, compared to one in February. Finally, **six attacks** originated from the Gaza Strip and the Sinai Peninsula this month, compared to five in February.

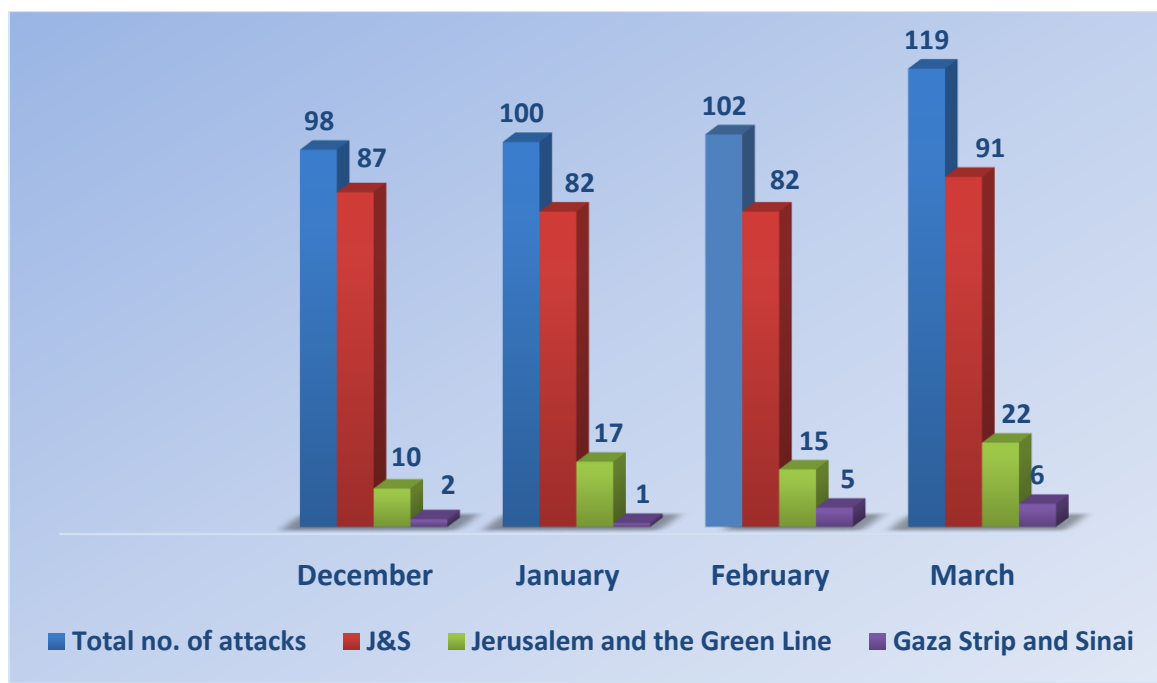
Six Israelis overall were injured in terrorist attacks in March (two civilians and four security personnel). Out of these, four were wounded in **stabbing attacks**: one Israeli was stabbed at the Tunnel checkpoint (7 March), one Israeli woman was stabbed in Lod (27 March) and two security officers were stabbed in the Old City of Jerusalem (13 March). One security officer was wounded from **stone throwing** in Yatir (27 March) and one was wounded as a result of a **firebomb attack** in Malek village (30 March).

Data on Terrorist Attacks in March 2017

The distribution of terrorist attacks by region was as follows: six attacks from the Gaza Strip and the Sinai Peninsula (compared to five in February); 91 attacks in Judea and Samaria (82 in February); 20 attacks in Jerusalem (14 in February); and two attacks within the Green Line, compared to one in February.

Once again, most of the attacks in Jerusalem and J&S (93 out of 111) in March were **firebomb attacks**. In February, 86 out of 96 attacks in these regions involved firebombs.

A graph detailing the distribution of attacks compared to previous months:



Distribution of terrorist attacks in March by region and type of attack

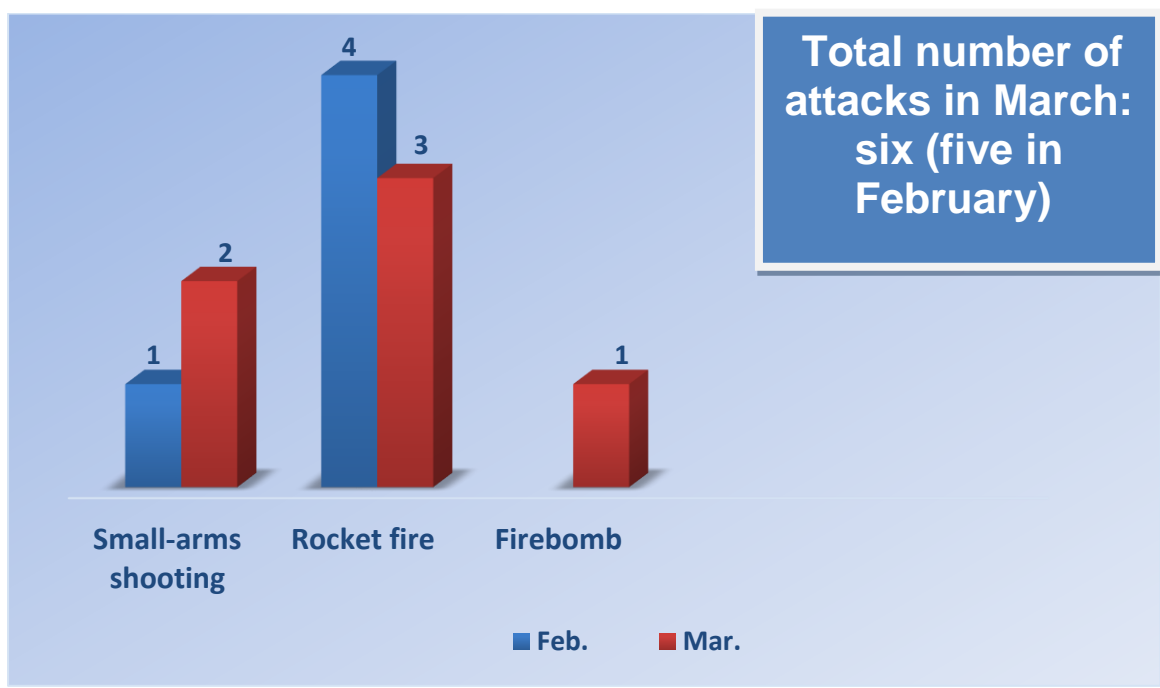
From the Gaza Strip and the Sinai Peninsula – six attacks: two shooting attacks, one firebomb attack, and three instances of rocket fire (all originating from the Gaza Strip).

In Jerusalem and J&S – 111 attacks: eight IEDs (including improvised grenades and pipe bombs); three stabbing attacks; five instances of small-arms shooting; one car-ramming; one instance of stone throwing, and 93 firebomb attacks (including 19 in Jerusalem).

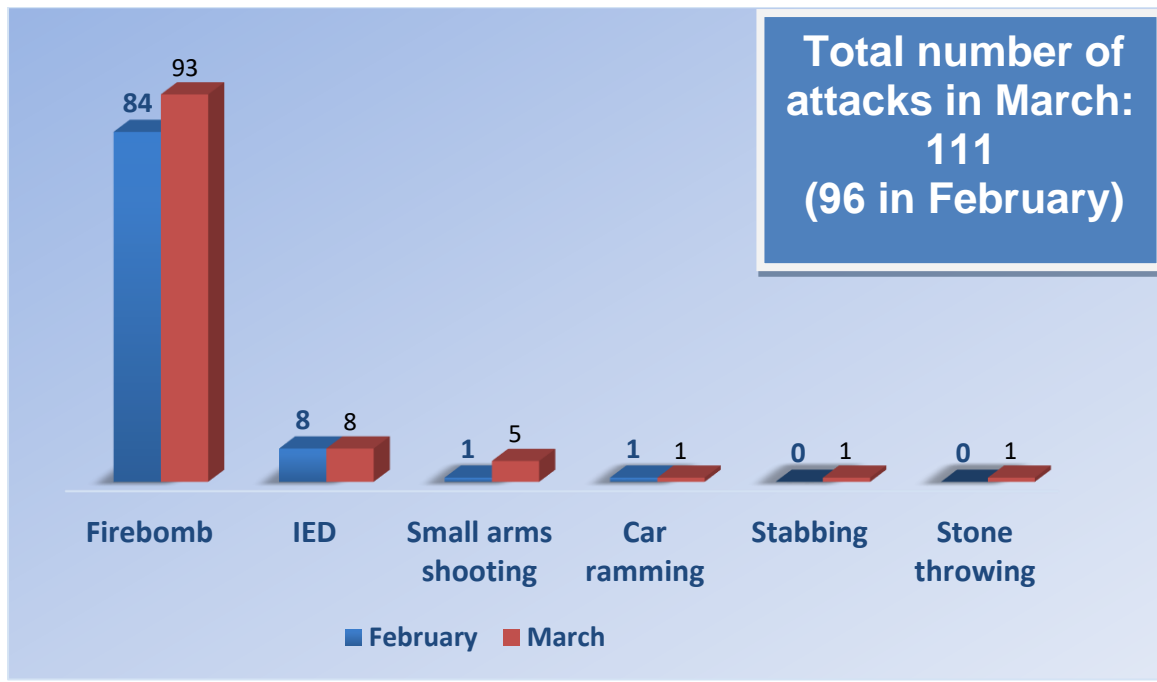
Within the Green Line – one stabbing attack in Lod, and one firebomb attack at the Laqiya road.

Graphs detailing the distribution of attacks by region:

Attacks from the Gaza Strip in March 2017, compared to February



Attacks in Jerusalem and Judea and Samaria
in March 2017, compared to February



High-trajectory Shooting
from the Gaza Strip and the Sinai Peninsula

In March 2017, three rockets or mortar shells were launched* from the Gaza Strip at Israel. In comparison, in February four rockets or mortar shells were launched from this region.

***Clarification:** The number of launchings is the number of rockets/mortar shells actually launched during one high-trajectory fire attack. For example: one attack may include a salvo of three launchings, that is, three rockets/mortar shells, and so it will be counted as one attack and three launchings.

Launchings* of Rockets and Mortar Shells In March, Compared to Previous Months

