

Monthly summary – July 2014

Operation Protective Edge has taken place in the Gaza Strip in July 2014 (as of July 7). **The operation was launched in response to high trajectory rocket barrages from the Gaza Strip against Israel that included approximately 300 rockets and mortar shells.** This was in contrary to 65 rockets and mortars fired in whole of June.

Since the beginning of the operation up until late July, **2,622 rockets and mortars were fired against Israel.** Most of them reached the area surrounding the Gaza Strip (circa 66%, 1,733 items) (a range of up to 20km), and about a quarter (25.5%, 688 items) reached a medium range of up to 50km. **Less than 10% of all the launchings were long ranged:** circa 6.9% (181 items) with a range of up to 80km, reached Tel Aviv Metropolitan Area, Jerusalem, the Negev, Hadera and northern Israel, and 1.2% (32 items) with a range of more than 80km.

Also, 24 rockets were launched from the Sinai against Israel. Other salient terrorist attacks against Israel included 6 infiltrations into Israel, 1 explosive tunnel attack, 3 suicide attacks, and dozens of sniper, AT, IED and hand grenade attacks.

64 people were killed and 312 were injured in July. 3 of the fatalities were civilians: 2 Israelis and 1 foreign worker, died as a result of high trajectory fire that reached Erez Crossing (July 15), an area near the city of Dimona (July 19), and the area surrounding the Gaza Strip (July 23). **61 IDF soldiers were killed in July:** 24 in a collision, 13 from IED attacks, 12 as a result of mortar shells that also fell in assembly areas outside the Gaza Strip, 6 from AT launching, and 6 from shooting (including sniper attacks).

There has been a sharp increase in attacks and riots in Judea and Samaria and in Jerusalem. The operation in Gaza came with an added tension of the **murder of Palestinian boy Muhammad Abu Khdeir from Shuafat (July 2)**. In that regard, Judea and Samaria had a record of **424** attacks in July as opposed to 89 in June, and **83** in Jerusalem as opposed to 11 in May and June.

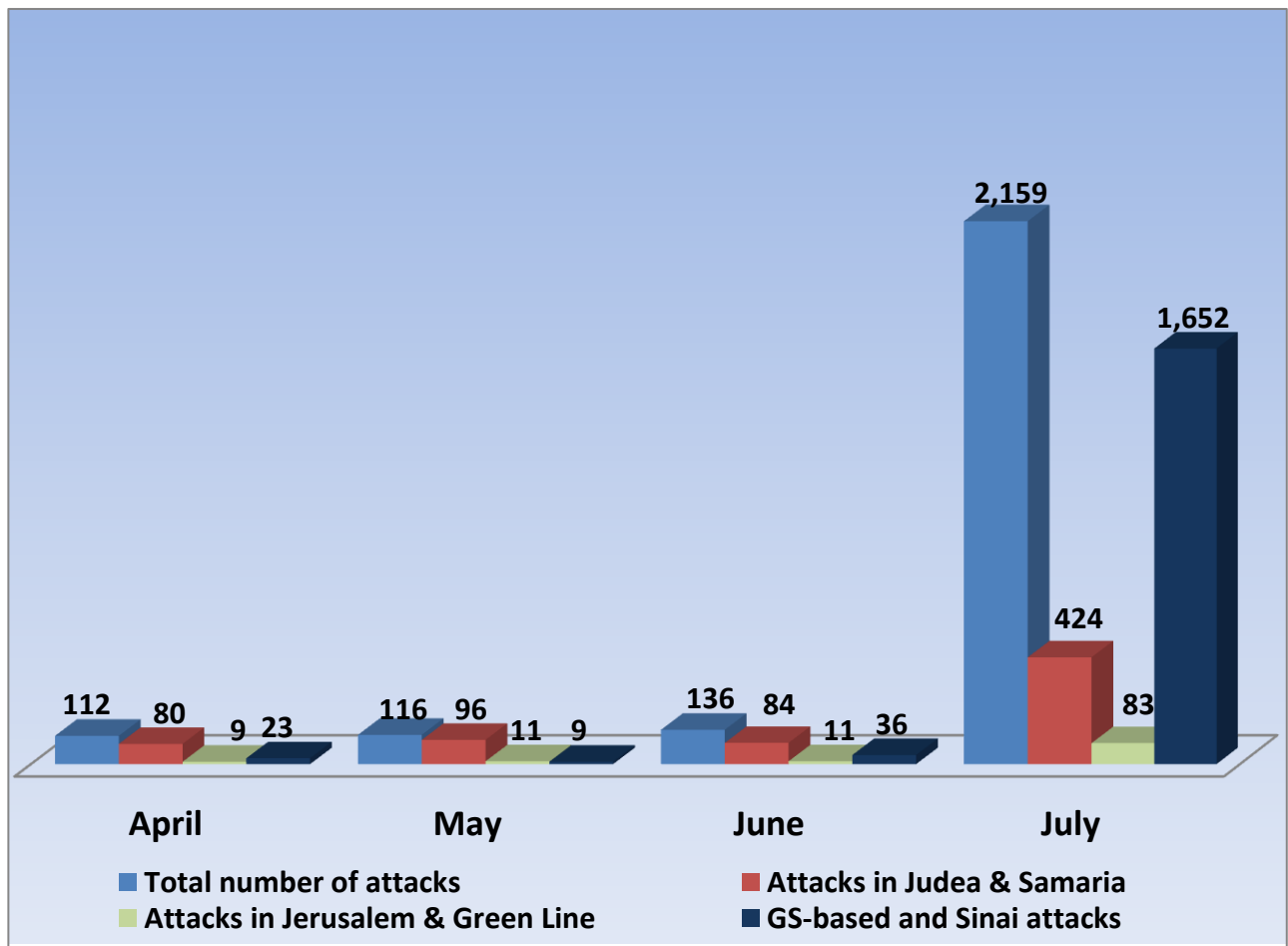
4 Israelis were injured in Judea, Samaria and Jerusalem: **3 civilians and 1 Israeli security officer**. 2 of them (a female civilian and a soldier) were injured by an **IED throwing** near Shuafat / Jerusalem (July 2) and Beit Omar / Hebron (July 20); one civilian was shot at **Rehalim junction / Samaria** (July 22); and a female civilian was injured by a firebomb near Beitar / Judea (July 14).

Data regarding terror attacks in July 2014

Following is a regional distribution of attacks: 1,643 attack from the Gaza Strip (36 in June); 424 attacks in the Judea and Samaria (89 in June); 83 attacks in Jerusalem (11 in June); 9 from Sinai (none in June).

Jerusalem and the Judea and Samaria area: Most attacks executed in July 459 out of 507 **were in the form of firebombs** (June: 71 out of 100).

Below is a diagram showing the distribution of attacks compared to previous months:



Distribution of attacks according to regions and pattern profile:

Following is a distribution of attacks in July 2014 according to regions:

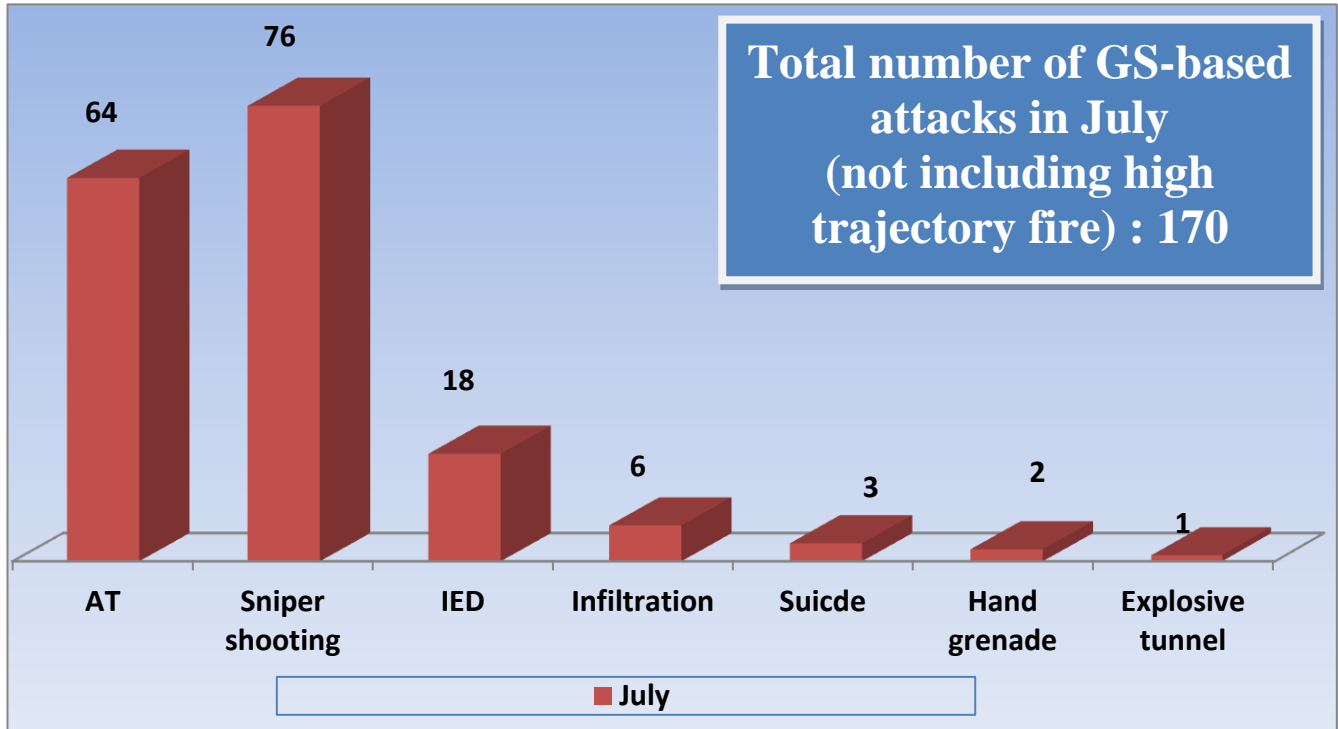
The Gaza Strip – 1,643 attacks: 1,473 rockets and mortar shells launching; 76 sniper and small arms shooting; 64 AT; 18 IED; 6 infiltration into Israel ; 3 suicide; 2 hand grenade ; 1 explosive tunnel.

Judea, Samaria and Jerusalem – 507 attacks: 35 IED (5 in Jerusalem); 13 small arms shootings (1 in Jerusalem); 459 firebombs (77 in Jerusalem).

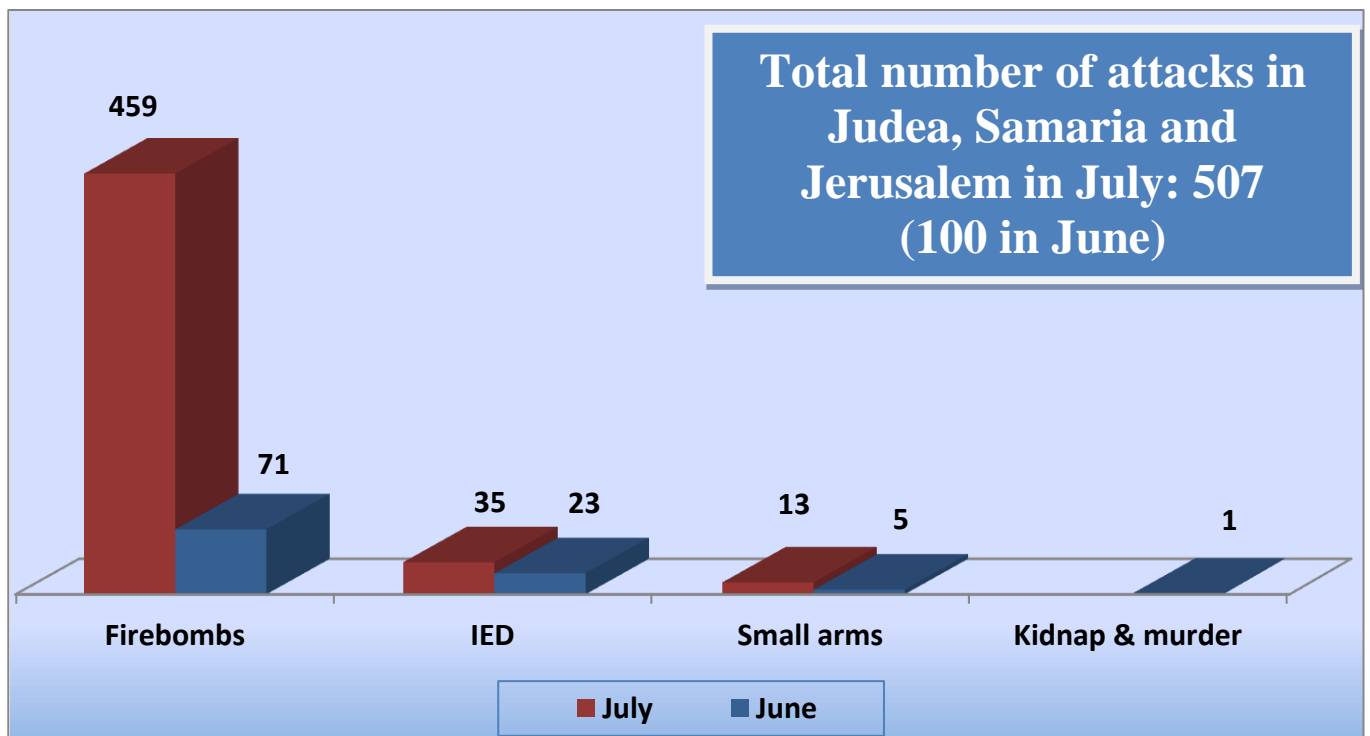
Sinai – 9 attacks: rockets launching

Below is a diagram showing distribution of attacks according to regions:

Attacks from the Gaza Strip in July 2014 (not including high trajectory fire)



Attacks in Judea, Samaria and Jerusalem in July 2014 compared to June



High-trajectory launchings from Gaza Strip and Sinai

Throughout July 2014 2,859 rockets and mortar shells were launched** from the Gaza Strip towards Israel, and 24 rockets were launched** from Sinai. In June: 62 rockets and 3 mortar shell in 34 attacks from the Gaza Strip.

****Clarification:** The number of launchings is the number of rockets/mortar shells actually launched during one high-trajectory fire attack. For example: one attack may include a salvo of three launchings, that is, three rockets/ mortar shells, and so it will be counted as one attack and three launchings.

Rocket and mortar shell launchings** throughout July 2014 in a daily profile

