

## Monthly Summary – March 2014

March 2014 saw a rise in the number of terror attacks: **136** attacks as opposed to 117 in February 2014.

**The rise was prominent in the Gaza Strip area: 25** attacks as opposed to 7 in February due to a limited round of fighting (12-13 March) which included a barrage of 64 rockets.

**Judea and Samaria: 107 rockets** as opposed to 101 in February, while 14 of them occurred in "Jerusalem Envelope"<sup>1</sup> (similar to February). **Jerusalem, however, saw a slight decline: 3** attacks as opposed to 9 in February.

**Two Israelis were injured** in March: a citizen suffered moderate stab injuries near *Geha Interchange / Petah Tikva* (2 February, the perpetrator was an illegal alien, a resident of Bir Zeit / Judea); an Israel Border Policeman was severely injured (23 March) by a concrete block at *Rachel's Tomb* (Judea).

### Data regarding terror attacks in March 2014

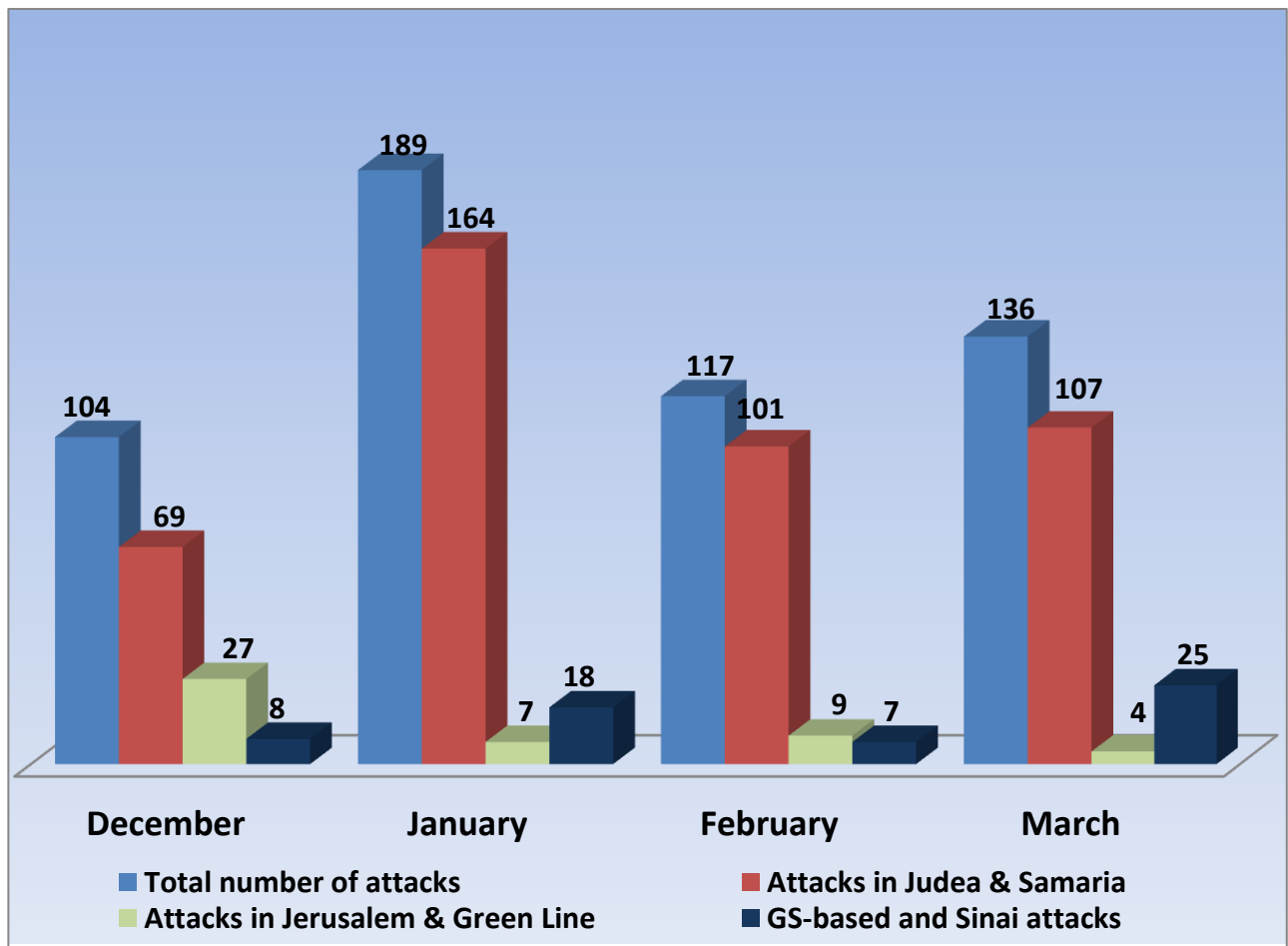
Following is a regional distribution of attacks: **25** attack from the Gaza Strip (7 in February); **107** attacks in the Judea and Samaria (101 in February); **3** attacks in Jerusalem (9 in February); **1** attack within the "Green Line".

**Jerusalem and the Judea and Samaria area: Most attacks executed in March 95 out of 110 were in the form of firebombs** (February: 99 out of 110).

---

<sup>1</sup> "Jerusalem Envelope" – as for the number of attacks, distinction is made between the neighborhoods surrounding Jerusalem (Jerusalem Envelope) which are considered to be part of Judea, and the city of Jerusalem which consists of its municipal territory.

Below is a diagram showing the distribution of attacks compared to previous months:



### Distribution of attacks according to regions and pattern profile:

Following is a distribution of attacks in March 2014 according to regions:

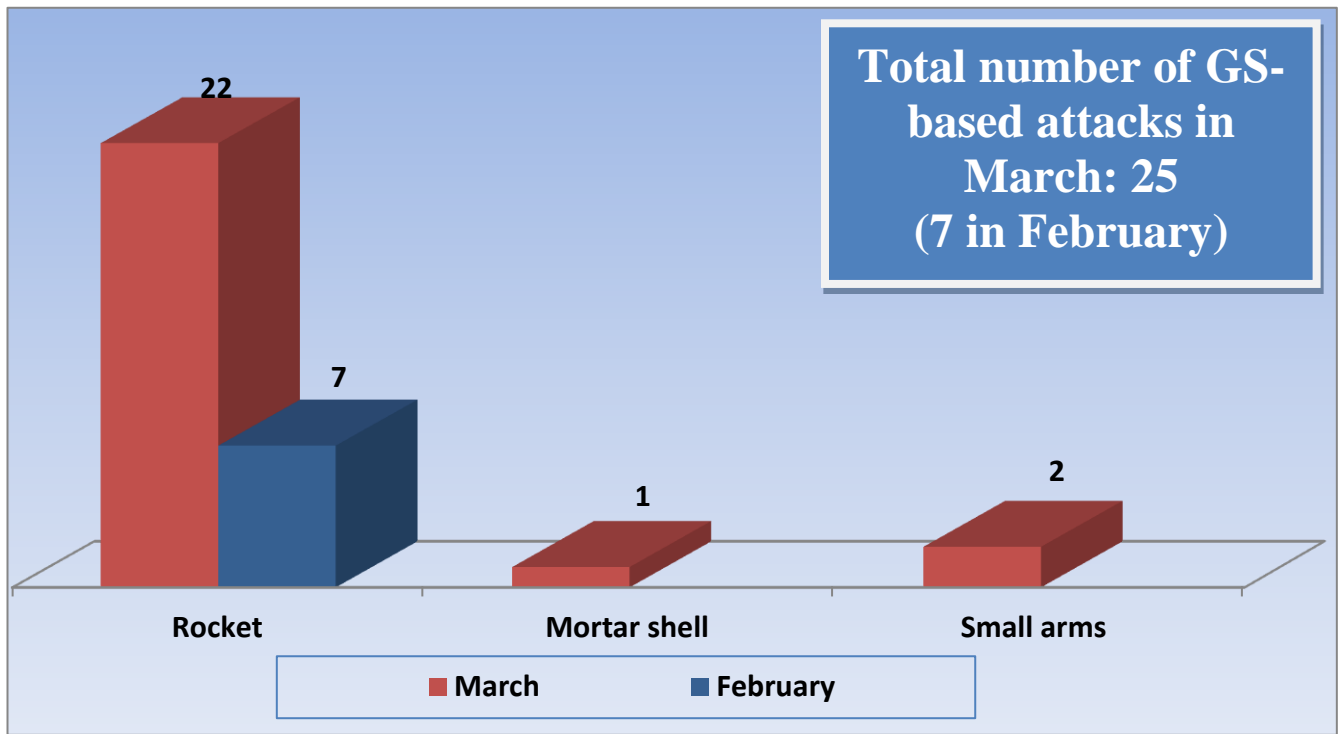
**The Gaza Strip** – 25 attacks: 22 rocket launchings; 1 mortar shell launching; 2 small arms shootings.

**Judea, Samaria and Jerusalem** – 110 attacks: 10 IED; 4 small arms shootings; 1 stone throwing; 95 firebombs (3 in Jerusalem).

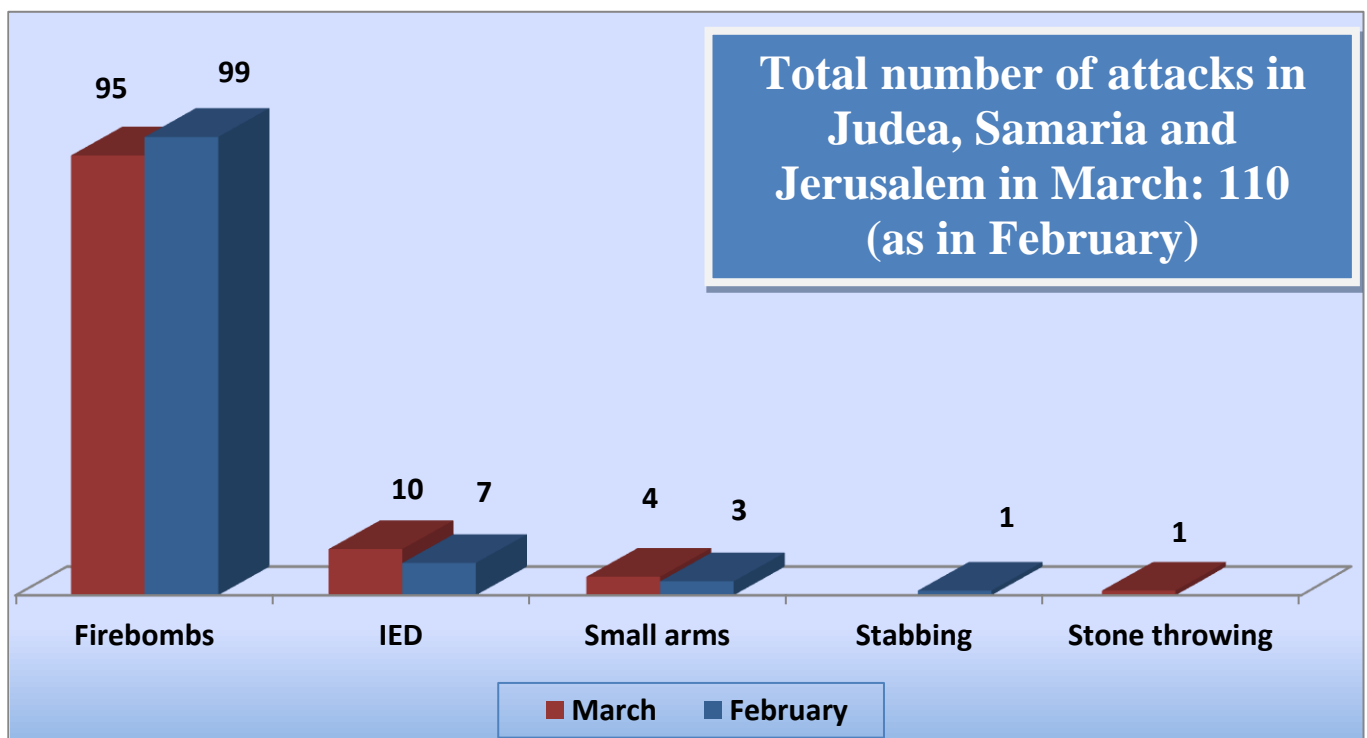
**The Green Line** – 1 attack: stabbing attack.

Below is a diagram showing distribution of attacks according to regions:

Attacks from the Gaza Strip in March 2014 compared to February



Attacks in Judea, Samaria and Jerusalem in March 2014 compared to February

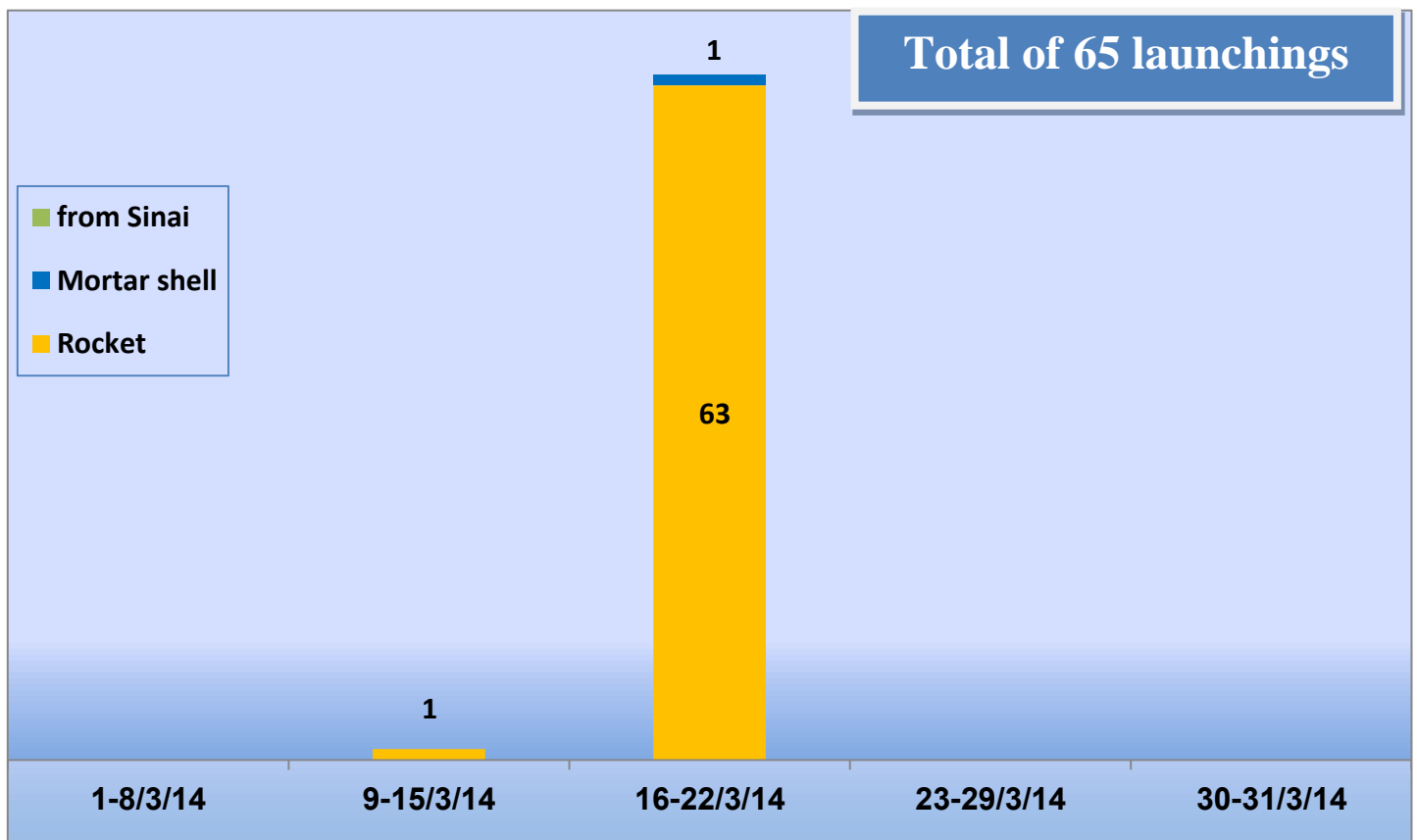


## High-trajectory launchings from Gaza Strip and Sinai

Throughout March 2014 64 rockets and 1 mortar shell were launched\*\* towards Israel (in 23 attacks), as opposed to February: 9 rockets in 7 attacks.

**\*\*Clarification:** The number of launchings is the number of rockets/mortar shells actually launched during one high-trajectory fire attack. For example: one attack may include a salvo of three launchings, that is, three rockets/ mortar shells, and so it will be counted as one attack and three launchings.

Rocket and mortar shell launchings\*\* throughout March 2014 in a weekly profile



## Rocket and mortar shell launchings\*\* compared to previous months

