

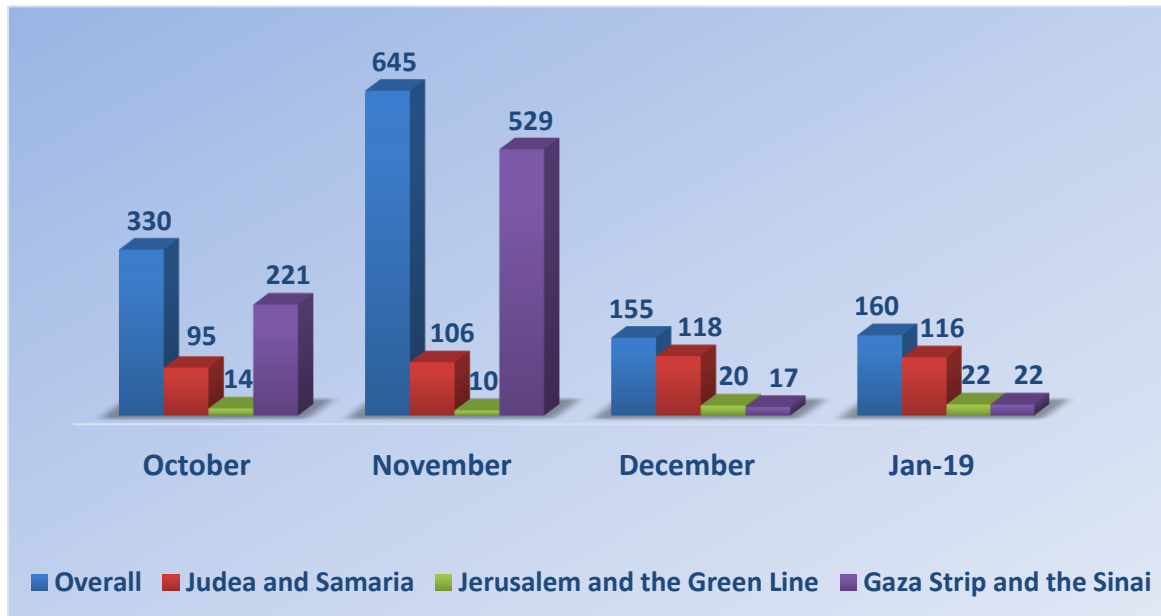
## Monthly Summary – January 2019

January 2019 saw **a slight rise in the number of terrorist attacks: 160**, compared to 155 in December 2018.

**In Judea and Samaria, 116 attacks** were executed in January, compared to December's 118. **22 attacks** took place in **Jerusalem**, up slightly from 20 in the preceding month. **No attacks** were executed **within the Green Line** in January, similarly to December. Finally, **22 attacks originated from the Gaza Strip and the Sinai Peninsula** in January, as opposed to 17 in December.

**Three people were injured** by terrorist activity in January 2019. **One civilian suffered slight injuries** in a shooting in Ramallah on 5 January. **One civilian was mildly wounded** in a stabbing in Jerusalem on 9 January. Finally, **one member of the security forces suffered mild injuries** from gunfire in the Gaza Strip on 22 January.

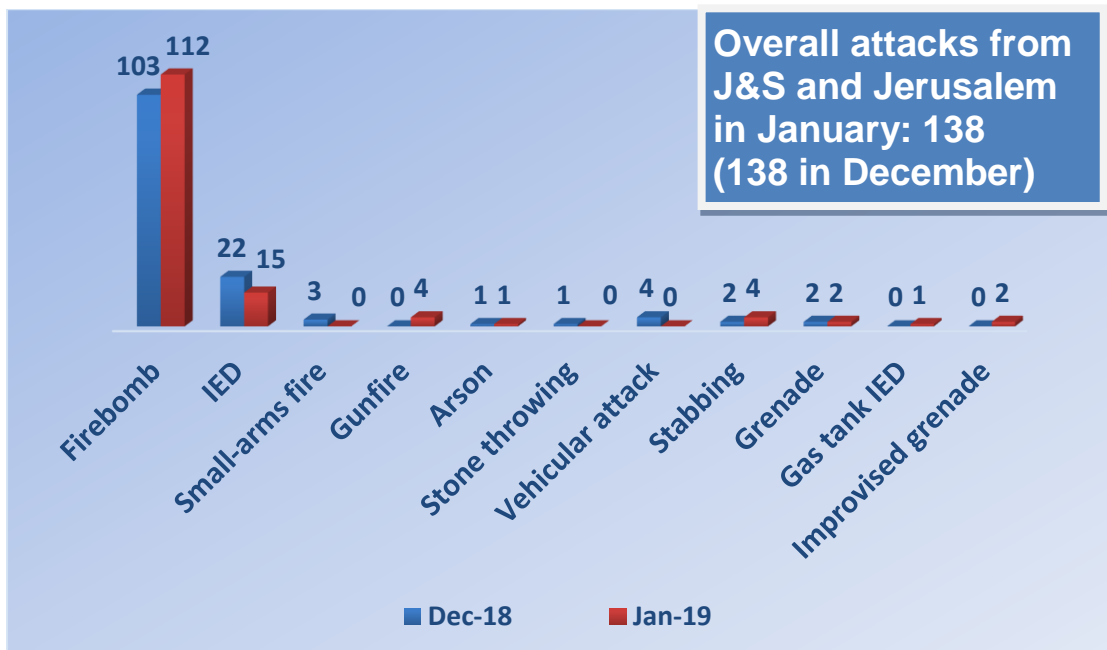
**Distribution of Terrorist Attacks in January 2019,**  
**Compared to Preceding Months**



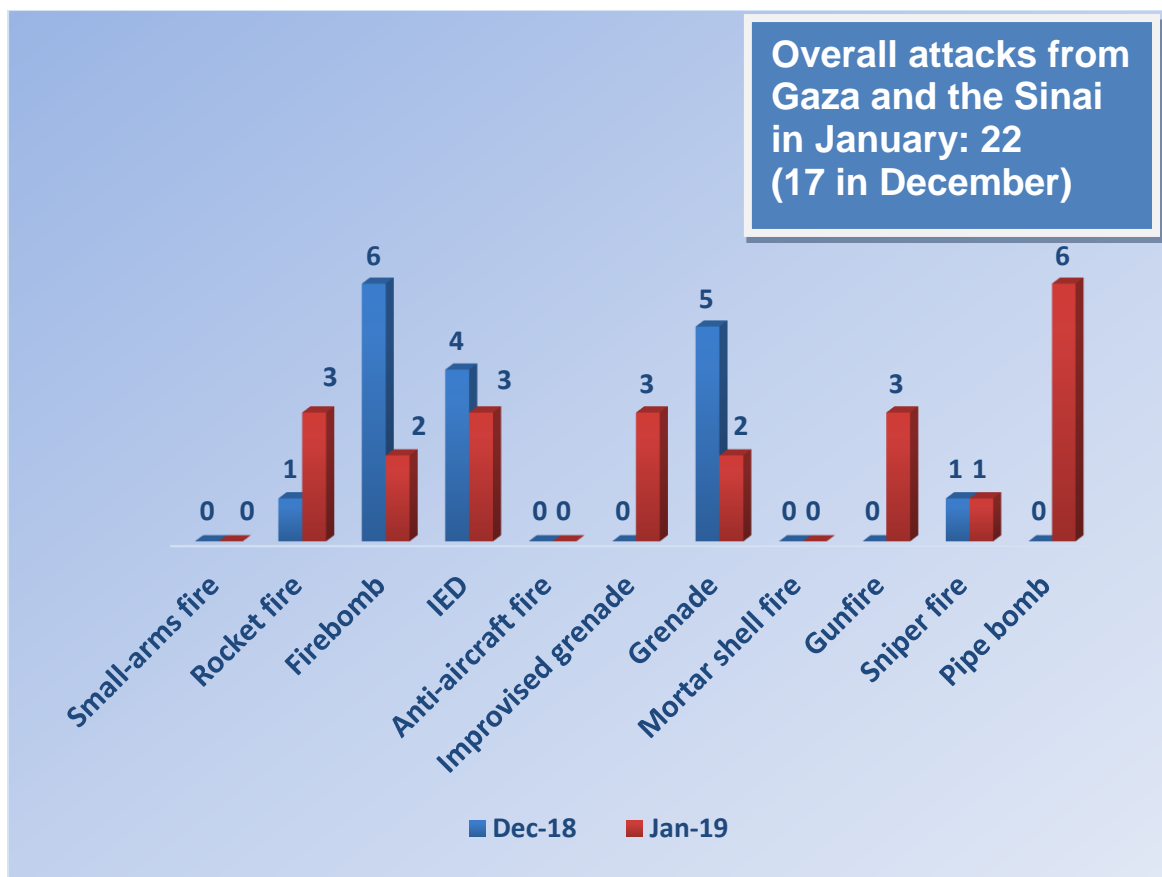
**Distribution of Terrorist Attacks in January 2019**  
**by Region and Type of Attack**

**In Judea & Samaria and Jerusalem – 138 attacks: 112 firebombs; 15 pipe bombs; four shootings; four stabbings; two grenade attacks; and one gas tank IED attack.**

**Attacks in Judea & Samaria and Jerusalem  
in January 2019, compared to December 2018**



**Attacks from the Gaza Strip and the Sinai Peninsula  
in January 2019, compared to December 2018**



## Indirect Fire from the Gaza Strip and the Sinai Peninsula

In January 2019, three rocket-launching\* attacks were directed from the Gaza Strip at Israel, compared to one such rocket-launching attack in December 2018.

**\*Clarification:** The number of launchings is the number of rockets/mortar shells actually launched during one indirect fire attack. For example: one attack may consist of three launches, that is, three rockets / mortar shells, and so it will be counted as one attack and three launches.

### Attacks Using Rockets and Mortar Shells in January 2019, Compared to Preceding Months

