

## Monthly Summary – September 2017

September 2017 saw a **decline in the number of attacks: 103 attacks** (including 85 firebomb attacks), compared to 110 in August.

**In Judea and Samaria, 74 attacks** were executed in September, compared to 83 in August. **29 attacks** took place in **Jerusalem**, compared to 24 in the previous month. **No attacks** were executed **within the Green Line**, as opposed to one attack in August. **No attacks originated from the Gaza Strip and the Sinai Peninsula** in September, compared to two attacks in August.

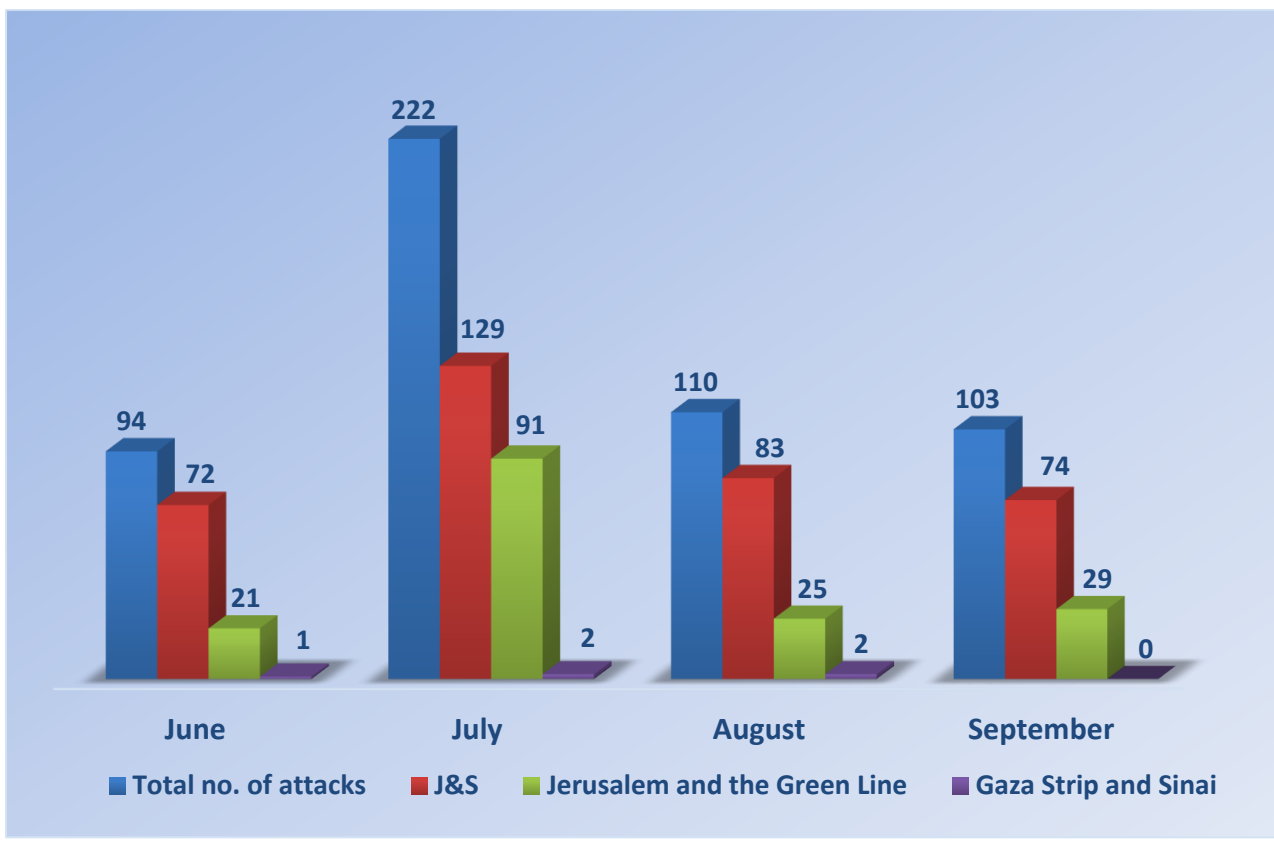
**Three Israelis were killed** (civilians and security personnel) and **one Israeli civilian was injured** in a shooting attack in Har Adar this month (26 September).

### Data on Terrorist Attacks in September 2017

The distribution of terrorist attacks by region was as follows: no attacks from the Gaza Strip and the Sinai Peninsula (two attacks in August); 74 attacks in Judea and Samaria (compared to 83 in August); 29 attacks in Jerusalem (24 in August); and no attacks within the Green Line (one attack in August).

In September, as in previous months, most of the attacks in Jerusalem and J&S (85 out of 103) were **firebomb attacks**. In August, 82 out of 107 attacks in these regions involved firebombs.

## The Distribution of Attacks Compared to Previous Months:




## Distribution of Terrorist Attacks in September by Region and Type of Attack

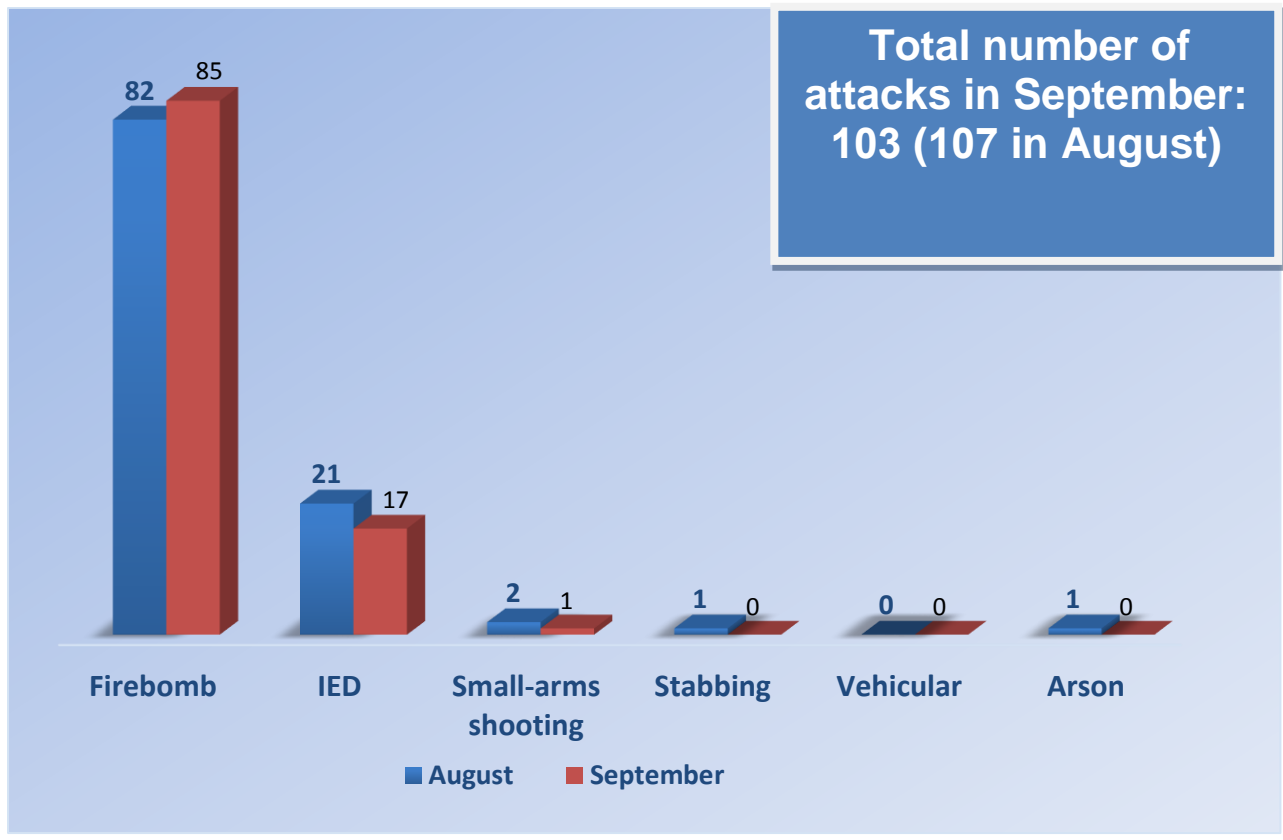
In Jerusalem and J&S – 103 attacks: 17 IEDs (including improvised grenades and pipe bombs); one instance of small-arms shooting; and 85 firebomb attacks (29 of them in Jerusalem).

## The Distribution of Attacks by Region:

### Attacks from the Gaza Strip in September 2017, compared to August



## Attacks in Jerusalem and Judea and Samaria in September 2017, compared to August



## High-trajectory Shooting from the Gaza Strip and the Sinai Peninsula

In September 2017, no rocket-launching\* attacks from the Gaza Strip at Israel occurred, as opposed to one in August.

**\*Clarification:** The number of launchings is the number of rockets/mortar shells actually launched during one high-trajectory fire attack. For example: one attack may include a salvo of three launchings, that is, three rockets/mortar shells, and so it will be counted as one attack and three launchings.

## Launchings\* of Rockets and Mortar Shells in September, Compared to Previous Months

